

Color Availability:

- White
- Black

Installation Instructions

for Tresco® International's Rocker Switch Kit

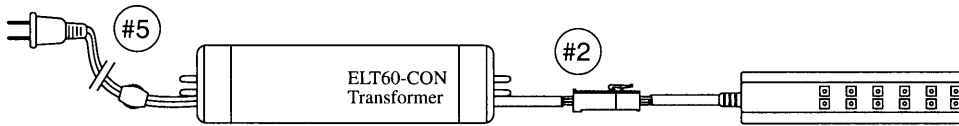
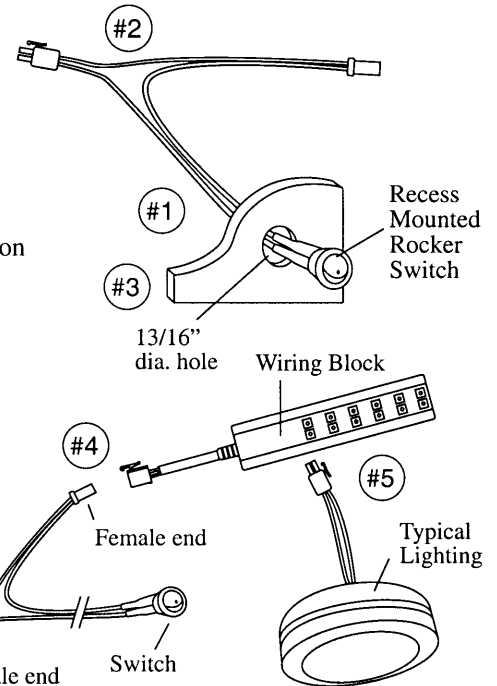
Tresco® International offers rocker and automatic switches to control 12V lighting. Switches can be placed between wiring block and ELT60-CON transformer (sold separately) to control all the lights on one system, or between light and wiring block for isolated control of each light.

Option 1

To control all lights from (1) switch and (1) ELT60-CON transformer:

Before beginning any wiring, be sure power is turned OFF to transformer:

1. Determine location of switch and transformer.
(see installation instructions for ELT60-CON transformer on reverse side)
2. Check wire length from the switch to the transformer. If too short, order a 12V extension cord from Tresco International. (Max. length for total cord is 5 meters.)
3. To recess mount the switch: Drill 13/16" hole for switch. Place wires through hole and plug into switch. Push switch completely into hole until snug.
4. Disconnect wiring block from transformer and plug wiring block into female end of switch. Plug male end of switch into female end of transformer (12V side).
5. Connect lights into wiring block. Transformer supplies power to 60W maximum:
(3) 20W lights or (6) 10W lights. Minimum load 20W.
6. Turn power on to transformer.

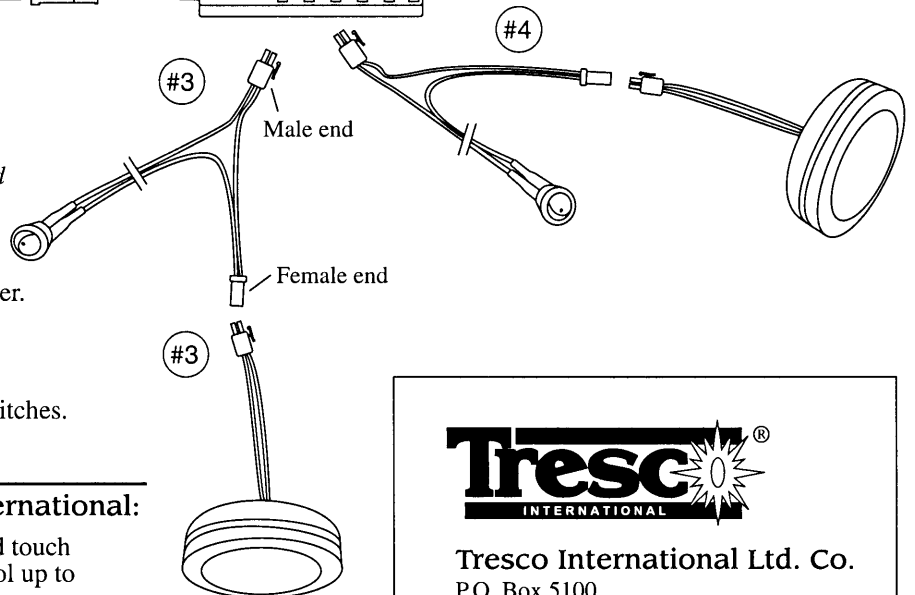


Option 2

To control lights independently from (2) or more switches:

Before beginning any wiring, be sure power is turned OFF to transformer.

1. Follow steps 1-3 from above.
2. Do not disconnect wiring block from transformer.
3. Plug male end of switch into wiring block.
Plug light into female end of switch.
4. Follow steps above for additional lights and switches.
5. Turn power on to transformer.



Accessories available from Tresco International:

- **Touch Dimmer** - Uses a conveniently located touch pad to turn lighting Lo/Med/Hi/Off. Can control up to three transformers and their lights.
- **12V Extension Cords** - 1, 2 and 3 meter cords. Maximum recommended length from light to transformer is 5 meters.

See ELT60-CON transformer installation instructions on reverse side.

Save these instructions for future reference.

For technical assistance: 1-800-227-1171



Tresco International Ltd. Co.
P.O. Box 5100
Poland, Ohio USA 44514

Tel: 800-227-1171
Fax: 800-841-2523
Tel: 330-549-2230
Fax: 330-549-2260

E-mail: tresco@cboss.com
Web: www.trescointernational.com