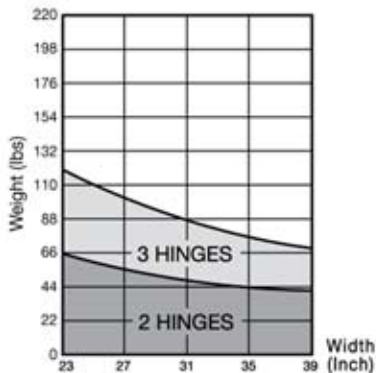


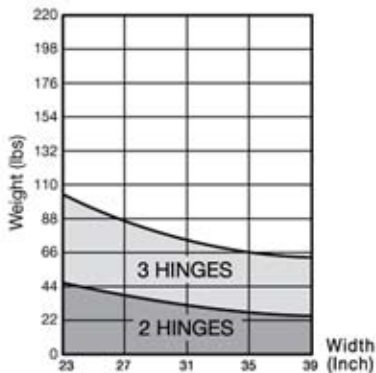
DOUBLE ACTION SPRING HINGE




JDA




JDA-120-30A



JDA-120-40A
JDA-120-36S



JDA-180-30A



JDA-180-40A
JDA-180-38S

LOAD RATINGS



JDA-180-50A

Max. Door Thickness

