

# DOUBLE ACTION SPRING HINGE

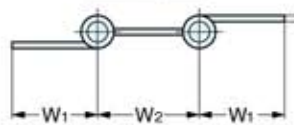
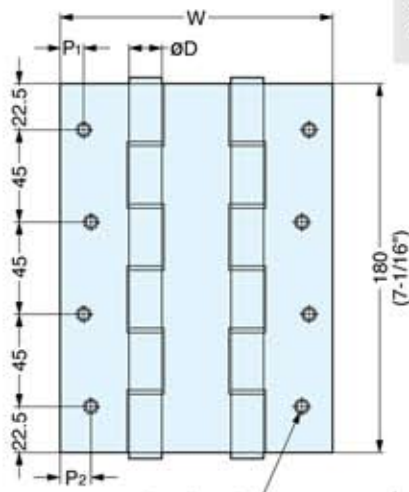


**JDA**



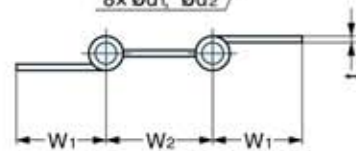
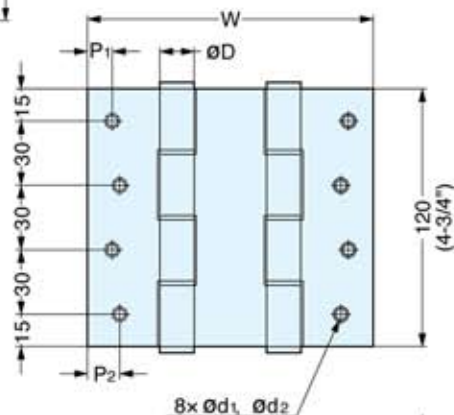
JDA-120-30A

JDA-180-38S



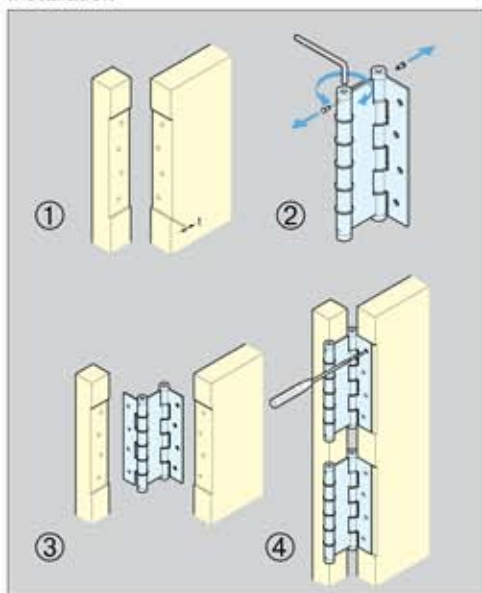
JDA-180

- Spring loaded for self closing.
- Adjustable spring tension.
- Successfully passed 500,000 open/close private cycle tests.

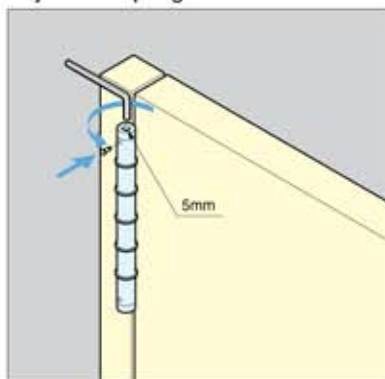


JDA-120

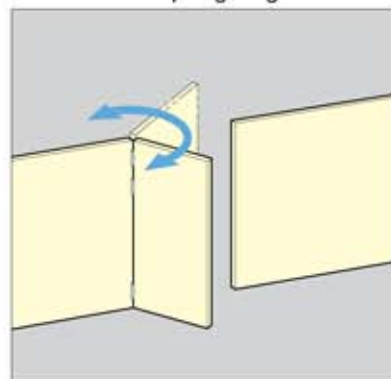
## Installation



## Adjustable Spring tension



## Double Action Spring Hinges



Item No.	W	W <sub>1</sub>	W <sub>2</sub>	P <sub>1</sub>	P <sub>2</sub>	D	t	d <sub>1</sub>	d <sub>2</sub>	Max. Door Thickness (mm)	Weight (g)	Material	Finish	Box (pcs)	Carton (pcs)
JDA-120-30A	101 ( 4" )	29.5	42	6.5	11.5	16	4	5	8	30 (1-3/16")	275	Aluminum	Anodized	2	20
JDA-120-40A	133 ( 5-1/4" )	40	53	11	16					40 (1-9/16")	320				
JDA-180-30A	101 ( 4" )	29.5	42	6.5	11.5					30 (1-3/16")	407				
JDA-180-40A	133 ( 5-1/4" )	40	53	11	16					40 (1-9/16")	466				
JDA-180-50A	157 ( 6-3/16" )	48.5	60	19.5	24.5					50 (1-31/32")	510	304 Stainless Steel	Satin		
JDA-120-36S	133 ( 5-1/4" )	40	53	11	16	17	2.5	5.5	9	36 (1-13/32")	555				
JDA-180-38S	180 ( 7-1/16" )	45	60	19.5	24.5	18	3	5.5	9	38 (1-1/2")	947				