

ESR-DC4513 Series

Stainless Steel Drawer Slides
Three Member Full Extension



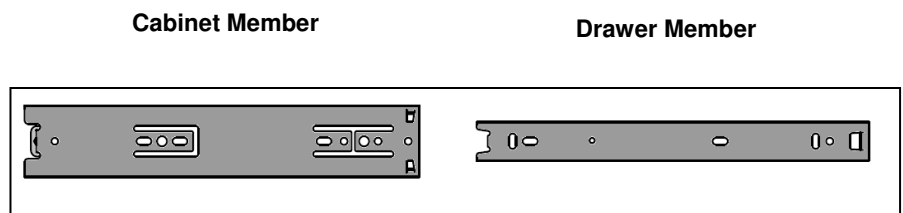
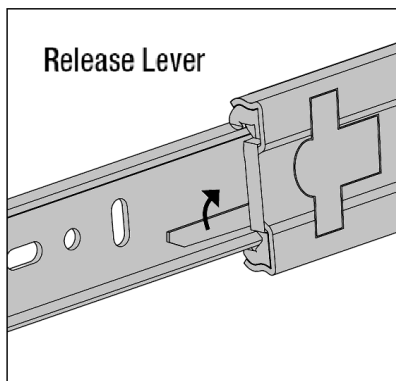
Installation Instructions for ESR-DC4513 Drawer Slides

Dimensions shown are for overlay drawer front applications in conventional frameless cabinets. For inset drawer applications, shift the cabinet member inward by the amount of the drawer front, plus 1/8" before mounting, ensure that the drawer is at least 1" narrower than the cabinet opening. Drawers wider than this will tend to bind during operation.

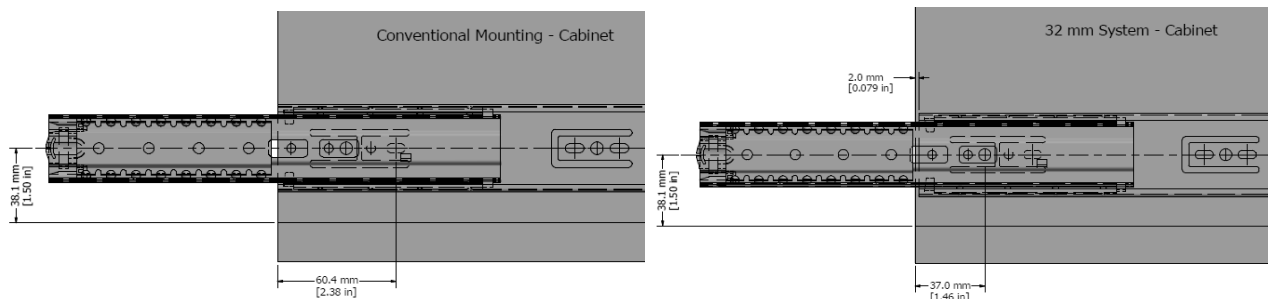
Note: First hole in cabinet member is 35mm from front edge of the slide.

Installing Cabinet Members:

1. Before installing the slides, separate the cabinet and drawer members. Note that the release trigger moves upward on the left-hand slide, and downward on the right-hand slide.



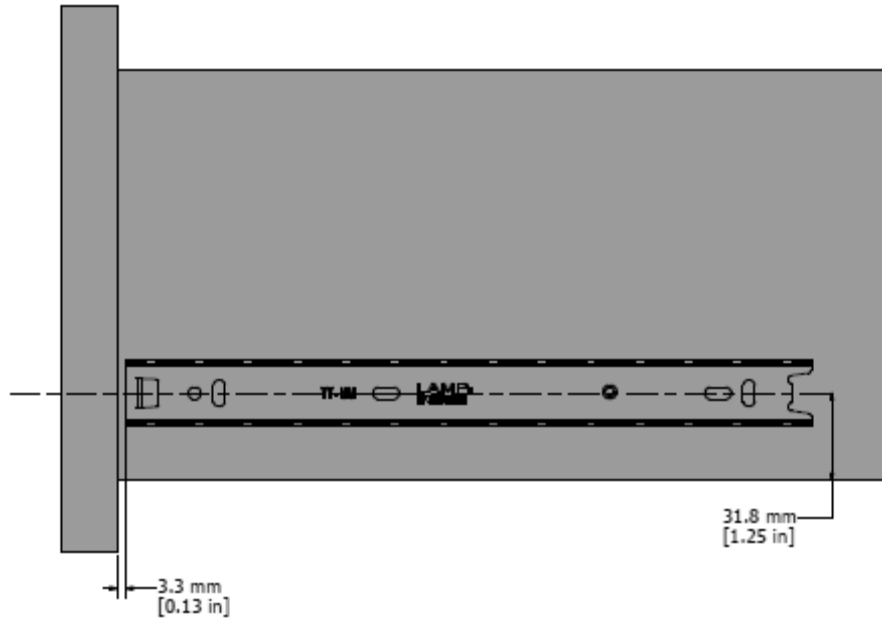
2. Position cabinet member assemblies as shown. Using the horizontal slots, the closed position of the drawer can be adjusted to achieve proper 1/8" (3mm) reveal and engage the hold-in detent.



3. Ensure that both right and left sides are aligned as parallel as possible for best movement.

Installing Drawer Members:

- Attach drawer members to drawer sides as shown. Using the vertical slots, drawers can be leveled and the gap between drawers adjusted before fixing. Select a rear vertical slot that is visible through an access hole in the intermediate member when extended.



- Once closed position is fully adjusted, secure with at least 2 screws in the round holes of drawer member and cabinet member.
- Cycle the drawer open and closed a few times and pry cabinet member away from cabinet wall just enough to eliminate any lateral load on the slides. If this is done properly, drawers should move with very little effort.

SUGATSUNE KOGYO CO.,LTD.
Tokyo, JAPAN
Phone: +81 (0)3 3866 2260
E-mail: export@sugatsune.co.jp

SUGATSUNE KOGYO (UK) LTD.
Reading, UK
Phone: +44 118 9272 955
E-mail: sales@sugatsune.co.uk

SUGATSUNE EUROPE GmbH
Düsseldorf, GERMANY
Phone: +49 211 53812900
E-mail: info@sugatsune.eu

SUGATSUNE KOGYO INDIA PRIVATE LIMITED
Mumbai, INDIA
Phone: +91 22 28314490/91
E-mail: sales@sugatsune.in

SUGATSUNE SHANGHAI Co., LTD.
Shanghai, CHINA
Phone: +86 21 3632 1858
E-mail: lamp@sugatsune.com.cn

Guangzhou, CHINA
Phone: +86 20 6639 3552
E-mail: lamp@sugatsune.com.cn

SUGATSUNE AMERICA, INC.
California, USA
Phone: +1 310 329 6373
E-mail: sales@sugatsune.com

Chicago, USA
Phone: +1 312 461 1081
E-mail: chicagoshowroom@sugatsune.com

ISO9001(Japan Offices and Sugatsune America) and ISO14001(Chiba Production division and Logistics center), certified.