



ASSA ABLOY

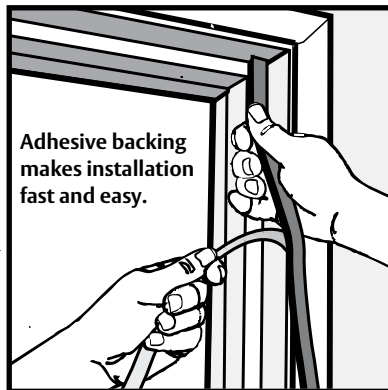
# WEATHERIZATION PRODUCTS

Applies to the following products: **P39C17, P39C180**

## Tools Required:

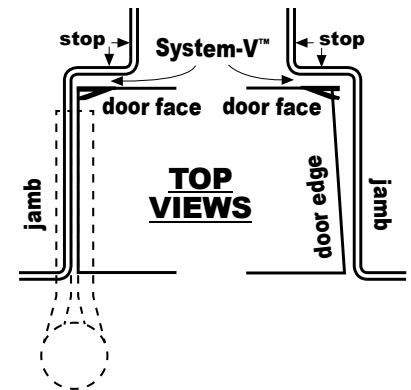
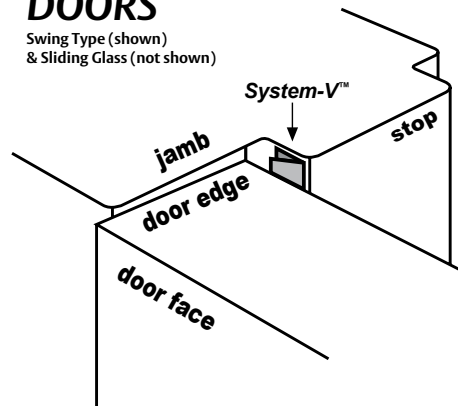


## Installation Instructions:



### DOORS

Swing Type (shown)  
& Sliding Glass (not shown)



1. Apply to a clean, dry surface. Best when applied at temperatures between 40° F (5°C) and 90° F (32° C).
2. Measure door or window and cut System-V™ weatherstrip to length.
3. Fold System-V™ weatherstrip into “V” shape with adhesive on the outside.
4. Peel paper backing while positioning System-V™ weatherstrip in place so that “V” compresses when door or window is closed.
5. Stick System-V™ weatherstrip in place. Tape can be lifted for repositioning if needed.

[www.pemko.com](http://www.pemko.com)

© 2009 Pemko Manufacturing Co.  
WP2\_WEBINS  
Rev 1 - 08.03.09