

HÄFELE



LOOX5

**The LED lighting system
for furniture and rooms.**

5

Contents

Introduction

 **Illuminating**

 **Extending**

 **Switching**

Page

Page

Page

2

78

82

Further development

System

- Color codes
- Control
- Planning

Linear light

- LED strip lights
- LED silicone strip lights
- Surface mounted light
- Glass edge light
- Drawer lights
- Aluminum profiles
- Plastic profiles

- Charging stations
- Sound systems

- Sensor switches
- Mechanical switches
- Dimmer interface
- Multi-switch box
- Multi-driver box

Point light

- Recess/surface mounted downlights
- Recess mounted downlights
- Surface mounted downlights
- Surface mounted lights
- Flexible surface mounted lights

 **Networking**

 **Distributing**

 **Supplying**

Additional information

Page

Page

Page

Page

94

103

127

148

Häfele Connect Mesh

- 6-way distributor
- Adapter multi-white, RGB, fittings
- Remote control
- Push button switch, wall mounted
- 2-channel interface

Term definition

- Distributor
- Extension leads
- Modular leads
- Switch leads
- Leads and connectors for LED strip lights

Adapters Loox5/Loox

- Power cords
- Cable routing

Connections and control concept

- Drivers
- Converters

Technical data LED strip lights

- Inspirations for designing with light
- Light effects and lighting technology
- Test symbols and symbols
- Technical terms
- Technical questions
- Documentation on the Internet
- Item no. index

Page

2

High-performance LED strip lights and design-oriented aluminum profiles – also available in designer finishes: black and brushed stainless steel colored.




Compatibility > **Page 122**

Adapters ensure compatibility: Using different Loox generations in one installation.



Technical data > **Page 148**

By professionals for professionals – all facts about LED strip lights at a glance.



 **Häfele Connect Mesh**

Page

96

The wireless network of lights and electrically operated fittings – with optional integration of the electrical installation of buildings.



Task light, Ambient light, Accent light > **Page 159**

Suitable areas of application for each light – now in a quick overview.

Dimensional data not binding. Dimensions in mm, inches are approximate. We reserve the right to alter specifications without notice.

on.



LOOX5



We have invested many hours working with LED lights, we have developed and researched, we have had many valuable discussions with partners in trade and industry – and we have learned a great deal. The market is demanding digital answers.

The result after four generations of Loox LED lights is therefore not simply further development, but a new level. Our development has accelerated. Because the world is accelerating, and the demands of our customers are growing at an equally rapid rate.

The essence of four generations.

We are driven by the same questions
time and time again.

How can it be made easier?
How can it be made better?
How can it be made more intelligent?

5




The essence of our experience
therefore has a new face.

Welcome to Loox5.



**Easy.
Logical.
Linear.**



Loox5

Supplying.

Output current 5 A. Suitable for longer installation routes.
Engineered by Häfele.

Loox5

Distributing.

Wired.

6-way distributor for monochrome lights. With connector for all standard switches from the Loox product range.



Straight down the line.

Loox5

Networking.

Wireless.

Häfele Connect Mesh 6-way distributor.
For RGB, multi-white and monochrome
lights. Engineered by Häfele.

Häfele Connect
Mesh push
button, wall-
mounted



Push button,
wall-mounted
External
product



Networking via
Häfele Connect
Mesh 2-channel
interface

Häfele Connect
Mesh App



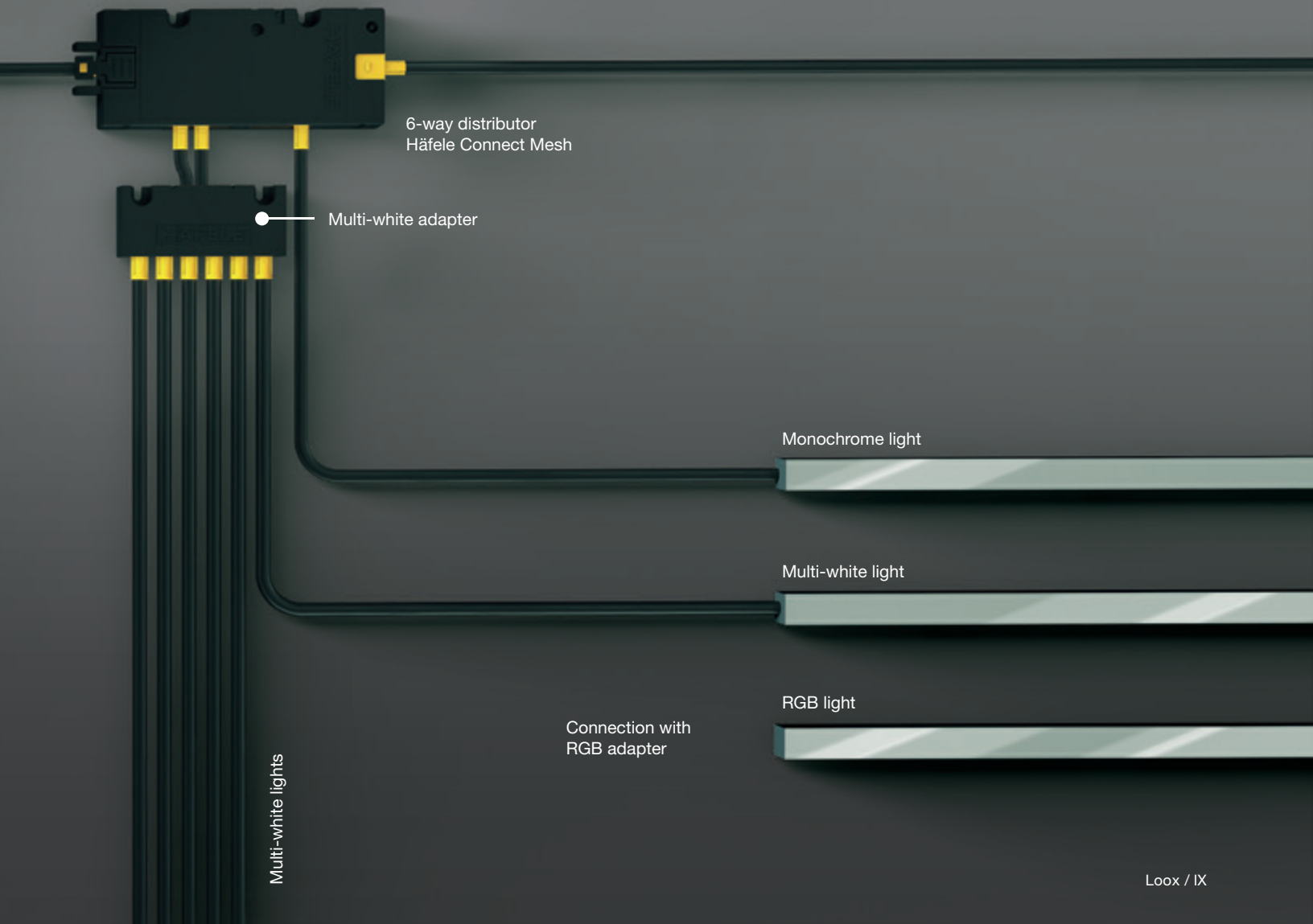
Häfele Connect
Mesh remote
control



Loox5


Illuminating.

Equipped with high-quality LEDs
made by Samsung.



Loox5

Color codes.



Multi-white

RGB

Monochrome

Yellow-in-yellow
The Loox5 system with
12 volts

Intu
con.

itive nec_tions.

Green-in-green
The Loox5 system with
24 volts



Monochrome




RGB



Multi-white





RGB, multi-white, monochrome light.
The Häfele Connect Mesh 6-way distributor
controls everything. At once. Wireless.

Intelligent light, intelligently solved.

All-in-one

**The Loox5
light control.**

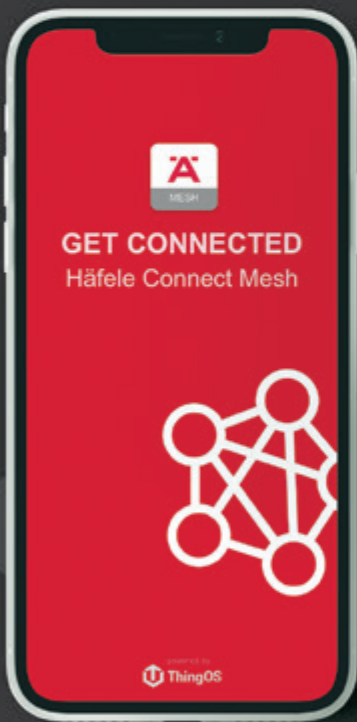
Häfele Connect Mesh 6-way distributor.



Häfele Connect Mesh
App

Häfele Connect Mesh
push button, wall-mounted

Häfele Connect Mesh
remote control



Control light and configure the lighting individually – it's that simple with the Loox5 system: all of the Loox5 lights installed in the house "register" in the Häfele Connect Mesh App and are integrated into the app interface in just a few steps. Now the lights can be individually activated,

dimmed, their light color can be changed, or they can be simply switched on and off. At the same time, different lighting scenarios can be created and saved. Operation can take place completely in accordance with requirements: via the app, via remote control or using


wall-mounted push buttons. Integrating the Häfele Connect Mesh 2-channel interface also makes every standard wall-mounted push button compatible with the app. Loox5. A modular networking kit which can be described with one word: EASY.

Light is easy.

Few criteria.

Many solutions.


Light color	Monochrome Multi-white RGB
Light intensity	Task light Ambient light Accent light
Light source	Linear light Point light
Alignment	Directly or indirectly Up or down Forward or backward To the side
Position on the cabinet	Outside Inside
Installation type	Recess mounted Surface mounted



Light color Multi-white
Light source Point light
Alignment Up
Installation type Recess mounted
Example LED 2091


Light in the sleeping area.

Atmosphere full of ambience for rest areas.



Light in the kitchen.


Functionality for every action.



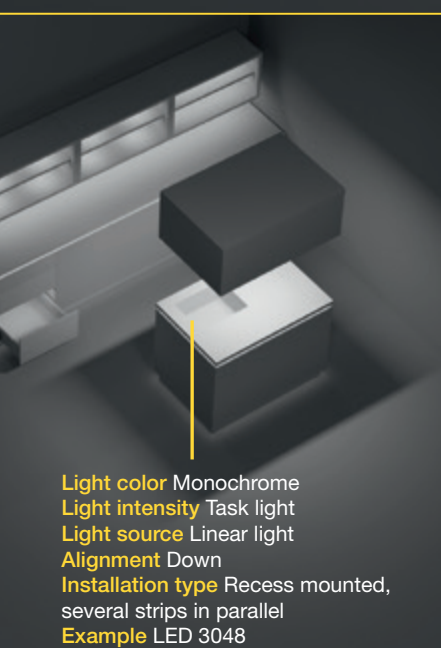
Light color Monochrome
Light intensity Ambient light
Light source Linear light
Alignment To the side
Installation type Attached at the side to the circular mounting plate behind the mirror
Example LED 3040, just 5 mm wide for slim design applications

Light in the storage space.


Orientation for perfect organization.



Light color Monochrome
Light intensity Accent light
Light source Linear light
Alignment Down
Installation type Recess mounted
Example LED 2062



Light color Monochrome
Light intensity Task light
Light source Linear light
Alignment Down
Installation type Recess mounted, several strips in parallel
Example LED 3048




Light color Monochrome
Light intensity Task light
Light source Linear light
Alignment To the side
Position on the cabinet Inside
Installation type Recess mounted
Example LED 3051 with long-life constant current technology

Light in store fixtures.

Value for the presentation of goods.

Light is plannable.

The need to observe only a few planning steps structures and simplifies the planning of lighting in furniture.



Illuminating.

At the start of the development process, determine the lighting purposes of the furniture (multiple choices possible)

- > **Task light for pleasant and safe working**
- > **Ambient light for highlighting or staging**
- > **Accent light for storage spaces or paths**

Also take into account the overall brightness of the room and the finishes to be illuminated: Sufficiently bright ceiling lighting or sunlight makes the orientation light unnecessary during the day, but at night it may be very pleasant if the ceiling lighting does not need to be used and a few furniture pieces provide some orientation light.

For confidence in the planning process, test lighting and finishes or use bright lighting with dimmers to achieve a balance of incident light and reflection.

The form factor of a light (linear, point) and the number used affects the planarity of the illumination. Light color, installation type, position on the cabinet, and alignment are further criteria to select the perfect light.



Extending.

Häfele Loox5 drivers supply not only lights, but also charging stations (inductive and USB), audio systems, as well as electrically operated flap fittings, sliding doors, or TV lifts. Take advantage of the potential of Häfele Loox5. Create furniture that can do more than simply look good.

The chapter structure of the Loox brochure simplifies the ordering process by using this simple planning process.

Take advantage of the potential of Häfele Loox5 and create furniture that can do more than simply look good.



Switching.

Plan switch requirements and switch positions. Simple mechanical switches or convenient sensors and dimmers can be grouped together by means of multi-driver or multi-switch boxes to conveniently operate lights from a single location or from different locations.



Networking.

The Häfele Connect Mesh 6-way distributor is the central element for controlling monochrome lights, multi-white lights, or RGB lights individually or jointly. 6-way distributors can be networked. They can be controlled by remote control, wall-mounted push button, or app.



Distributing.

Plan the concealed cable routing and provide holes, grooves, or panels. An extensive range of extension leads and distributors facilitates suitable cabling of your project.




Supplying.

Add up the wattage of all lights and other devices.

If necessary, take into account possible later expansions and select a driver of the appropriate performance class. Lights of the same voltage type or current may be connected to a common driver. Converters are also available and are necessary if lights with different voltage types and currents will share a driver.

Choose a distributor for your current needs (with or without switching function or with Häfele Connect Mesh). The distributor can be easily replaced at a later time. Therefore, make sure the drivers are accessible in the furniture.






LOX5

Linear light



Task light: Illuminate work spaces with > 500 lx at a distance of 500 mm (19 11/16")

						Illuminance max. at a distance of 500 mm (19 11/16") lx	
LED 3052	24 V	Constant current	8 mm (5/16")	19.2 W/m	1840		> Page 14
LED 3051	24 V	Constant current	8 mm (5/16")	14.4 W/m	1400		> Page 14
LED 3048	24 V		8 mm (5/16")	14.4 W/m	1320		> Page 12
LED 3050	24 V	Constant current	8 mm (5/16")	9.6 W/m	1010		> Page 14
LED 2068	12 V		8 mm (5/16")	9.6 W/m	955		> Page 10
LED 3045	24 V		8 mm (5/16")	9.6 W/m	955		> Page 12
LED 2061	12 V		5 mm (3/16")	9.6 W/m	860		> Page 8
LED 3041	24 V		5 mm (3/16")	9.6 W/m	860		> Page 10
LED 3046	24 V	Silicone	8 mm (5/16")	9.6 W/m	860		> Page 16
LED 2077	12 V	Constant current	8 mm (5/16")	9.6 W/m	830		> Page 14




Ambient light: 150–500 lx at a distance of 500 mm (19 11/16")

						Illuminance max. at a distance of 500 mm (19 11/16") lx	
LED 2062	12 V		8 mm (5/16")	4.8 W/m	470		> Page 10
LED 2065	12 V		8 mm (5/16")	4.8 W/m	470		> Page 10
LED 3042	24 V		8 mm (5/16")	4.8 W/m	470		> Page 12
LED 2060	12 V		5 mm (3/16")	4.8 W/m	430		> Page 8
LED 3040	24 V		5 mm (3/16")	4.8 W/m	430		> Page 10
LED 2063	12 V	Silicone	8 mm (5/16")	4.8 W/m	425		> Page 16
LED 3043	24 V	Silicone	8 mm (5/16")	4.8 W/m	425		> Page 16
LED 2099	12 V	Edge lit silicone	8 mm (5/16")	9.6 W/m	215		> Page 24
LED 3099	24 V	Edge lit silicone	8 mm (5/16")	9.6 W/m	215		> Page 24




Multi-white lights

						Illuminance max. at a distance of 500 mm (19 11/16") lx	
LED 3049	24 V		8 mm (5/16")	14.4 W/m	1200		> Page 20
LED 2070	12 V		8 mm (5/16")	9.6 W/m	865		> Page 18
LED 3047	24 V		8 mm (5/16")	9.6 W/m	865		> Page 20
LED 3061	24 V	Silicone	8 mm (5/16")	9.6 W/m	865		> Page 20
LED 2064	12 V		8 mm (5/16")	4.8 W/m	445		> Page 18
LED 3044	24 V		8 mm (5/16")	4.8 W/m	445		> Page 20
LED 3060	24 V	Silicone	8 mm (5/16")	4.8 W/m	445		> Page 20



RGB lights


LED 2080	12 V		10 mm (3/8")	9.6 W/m		> Page 22
LED 3080	24 V		10 mm (3/8")	9.6 W/m		> Page 22
LED 2042	12 V		8 mm (5/16")	9.6 W/m		> Page 26





Aluminum profiles for recess mounting

Model	Internal dimension	
1104	8 mm (5/16")	> Page 28
1103	11 mm (7/16")	> Page 28
1105	11 mm (7/16")	Asymmetrical light distribution > Page 29
1107	8 mm (5/16")	Asymmetrical light distribution > Page 31
1106	11 mm (7/16")	Asymmetrical light distribution > Page 31
1190, 1191	16 mm (5/8")	> Page 30



28

Aluminum profiles for surface mounting

2101, 2102	11 mm (7/16")		> Pages 32-33
2103	11 mm (7/16")	With concealed fixing mounting clips	> Pages 34-35
2104	11 mm (7/16")	With concealed fixing mounting clips, asymmetrical light distribution	> Pages 34-35
2190, 2191	16 mm (5/8")		> Page 36
5105		Glass edge profile	> Page 42
2195	14 mm (9/16")	Corner mounting	> Page 42
2194	14 mm (9/16")	Drawer profile	> Page 41
4105, 4106	16 mm (5/8")	Designer profile	> Page 38
2190, 2191, 2197	16 mm (5/8")	With flat lens	> Page 37



32

One-piece plastic profiles

1102	4.5 mm (3/16")	For 5 mm (3/16") LED strips	> Page 39
1101	8.6 mm (5/16")	For 8 mm (5/16") LED strips	> Page 39
3108	15.1 mm (9/16")		> Page 40
4108	16 mm (5/8")		> Page 40



40

Aluminum wardrobe tubes

5111	15 mm (9/16")		> Page 43
------	---------------	--	-----------



43

Diffusers


For profiles 1103-1107, 2101-2104		> Page 44
For corner profile 2195		> Page 44
For profiles 1190, 1191, 2190 and 2191		> Page 44



44

Covers and mounting strips

Dado lens cover		> Page 45
Mounting strips		> Page 46



45

Aluminum cooling strip

2196	10 mm (3/8")		> Page 45
------	--------------	--	-----------







45

Point light



Task light










Illuminate work spaces with > 500 lx at a distance of 500 mm (19 11/16")

	LED 2032	12 V	Surface mounted	300 x 180 mm (11 13/16" x 7 1/16")	3 W	> Page 47
	LED 2025	12 V	Recess mounted/ surface mounted	Drill hole Ø 58 mm (2 5/16")	3.8 W	> Page 48
	LED 3023	24 V	Surface mounted	Ø 180 mm (7 1/16")	4.8 W	> Page 66
	LED 3025	24 V	Surface mounted	205 x 205 mm (8 1/16" x 8 1/16")	5.8 W	> Page 67





Ambient light

Stage furnishings with 150–500 lx at a distance of 500 mm (19 11/16")

	LED 2092	12 V	Recess mounted/ surface mounted	Drill hole Ø 58 mm (2 5/16")	3.4 W	> Page 48
	LED 3092	24 V				
	LED 2040	12 V	Recess mounted/ surface mounted	Drill hole Ø 35 mm (1 3/8")	3.4 W	> Page 54
	LED 2090	12 V	Recess mounted/ surface mounted	Drill hole Ø 26 mm (1")	1.2 W	> Page 56
	LED 3090	24 V				
	LED 2047	12 V	Recess mounted/ surface mounted	Drill hole Ø 55 mm (2 3/16")	3.0 W	> Page 58
	LED 3038	24 V				
	LED 2022	12 V	Recess mounted/ surface mounted	Drill hole Ø 26 mm (1")	1.5 W	> Page 60
	LED 2027	12 V	Surface mounted	Ø 65 mm (2 9/16")	2.6 W	> Page 64




Multi-white lights


	LED 2091	12 V	Recess mounted/ surface mounted	Drill hole Ø 58 mm (2 5/16")	3.4 W	> Page 50
	LED 3091	24 V				



Spotlight with narrow refraction angle

Highlight objects with > 500 lx at a distance of 500 mm (19 11/16")

	LED 2093	12 V	Recess mounted	Drill hole Ø 35 mm (1 3/8")	1.0 W	> Page 63
---	----------	------	----------------	-----------------------------------	-------	-----------






Orientation light



LED 2028 12 V Recess mounted Drill hole Ø 54 mm (2 1/8") 0.3 W > Page 62



62

Flexible surface mounted lights



LED 2034 12 V
LED 3034 24 V Surface mounted, with charging station 1.5 W > Page 65




65



RGB lights



LED 2081 12 V
LED 3081 24 V Surface mounted 65 x 65 mm (2 9/16" x 2 9/16") 0.7 W > Page 68



68

Light bars and lighted wardrobe tubes



5111 12 V lighted wardrobe tube, LED 2065 > Page 69



2191 12 V surface mounted light bar, LED 2068 > Pages 71, 72



2103 12 V surface mounted light bar, LED 2068 > Pages 72, 73



2194 12 V Drawer light, with IR sensor, LED 2065 > Page 74



69



Multi-functional mirror

Multi-functional mirror DC 12 V > Page 75



75



Battery operated lights



LED 9004 With motion sensor 120 x 65 mm (4 3/4" x 2 9/16") 0.8 W > Page 76



LED 9005 Drawer light 0.6 W > Page 77



76





Linear light

For universal use in furniture.




Good reasons.

- > Continuous light line with diffused glow
- > Minimalistic design
- > Virtually invisible, glare-free light source
- > Easy installation

For every situation.

- > Radiant task light for work spaces
- > Discreet ambient light for relaxed living spaces
- > Splash-proof silicone strip lights for bathroom applications
- > Plastic profiles for vertical illumination in storage spaces
- > Aluminum profiles in designer finishes for top-of-the-line design demands



LOOX5

LED strip lights

Monochrome, 5 mm (3/16"), 12 V/24 V



Häfele Loox5 LED 2060/2061/3040/3041



LED 2060/2061



LED 3040/3041

EXTRA
NARROW
5 mm
(3/16")

Equipped with high-quality Samsung® LEDs

- > Dimmable: Yes
- > Material: Plastic
- > Color: White
- > Width: 5 mm (3/16")
- > Height: 1.3 mm (1/16")
- > Life time L80/B10: >50,000 h
- > Energy efficiency class: A+
- > Degree of protection: IP20
- > Mounting: Self-adhesive
- > Supplied with: 1 roll

Illuminance value in lx applies to 1 m (39 3/8") strip length:

2700 K	3000 K	4000 K	5000 K	120°	
940 lx	970 lx	1000 lx	1030 lx		250 mm (9 13/16")
400 lx	420 lx	430 lx	430 lx		500 mm (19 11/16")
220 lx	235 lx	240 lx	240 lx		750 mm (29 1/2")
135 lx	145 lx	145 lx	145 lx		1000 mm (39 3/8")

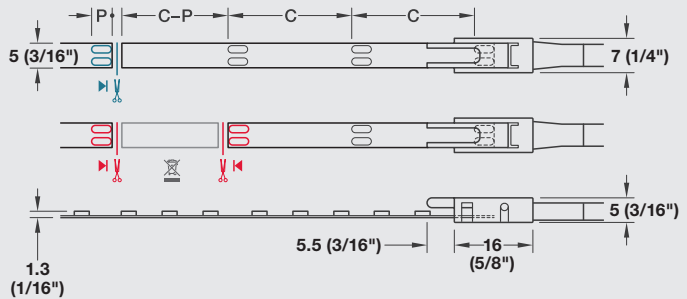
LED 2060/3040

2700 K	3000 K	4000 K	5000 K	120°	
1860 lx	1960 lx	2000 lx	2060 lx		250 mm (9 13/16")
790 lx	850 lx	860 lx	860 lx		500 mm (19 11/16")
440 lx	470 lx	480 lx	480 lx		750 mm (29 1/2")
270 lx	290 lx	290 lx	290 lx		1000 mm (39 3/8")

LED 2061/3041

Order reference:
Please order lead separately, see page 9.

Aluminum profile recommended from 9.6 W/m,
see pages 28–46.



Cut LED strip light to length
(one contact side remains on the remainder piece; reusable)

Connect LED strip lights
(two contact sides required)

C = section length
P = length of contact surface

Note
Designed for use within closet storage spaces when utilized
with profile and lens.

Loox 12 V drivers see pages 130–131

Loox 24 V drivers see pages 131A–131B

LED strip lights

Monochrome, 5 mm (3/16"), 12 V/24 V

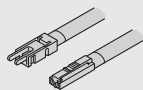


Häfele Loox5 LED 2060 / 2061 / 3040 / 3041

Voltage V	Quantity LEDs/m	Color temperature K	Wattage W/m	Luminous flux lm/m	Luminous efficacy lm/W	Color rendering index CRI		Weighted energy consumpt. kWh/1000 h	Section length C	Length of contact surface P	Max. strip length (visual)	Available length		
						R _a	R ₉					5 m (196 7/8")	15 m (590 9/16")	
5 12V	LED 2060			*	*									
	120	2700	4.8	440	92	>90	>50	5.28	25 (1")	3 (1/8")	4.0 (157 1/2")	833.74.320	833.74.324	
		3000	4.8	460	96	>90	>50	5.28	25 (1")	3 (1/8")	4.0 (157 1/2")	833.74.321	833.74.325	
		4000	4.8	480	100	>90	>50	5.28	25 (1")	3 (1/8")	4.0 (157 1/2")	833.74.322	833.74.326	
		5000	4.8	495	103	>90	>50	5.28	25 (1")	3 (1/8")	4.0 (157 1/2")	833.74.323	833.74.327	
	LED 2061													
	120	2700	9.6	870	91	>90	>50	10.56	25 (1")	3 (1/8")	3.0 (118 1/8")	833.74.328	833.74.332	
		3000	9.6	830	97	>90	>50	10.56	25 (1")	3 (1/8")	3.0 (118 1/8")	833.74.329	833.74.333	
		4000	9.6	955	99	>90	>50	10.56	25 (1")	3 (1/8")	3.0 (118 1/8")	833.74.330	833.74.334	
		5000	9.6	990	103	>90	>50	10.56	25 (1")	3 (1/8")	3.0 (118 1/8")	833.74.331	833.74.335	
	5 24V	LED 3040												
		120	2700	4.8	440	92	>90	>50	5.28	50 (2")	3 (1/8")	8.0 (314 15/16")	833.76.300	833.76.304
3000			4.8	460	96	>90	>50	5.28	50 (2")	3 (1/8")	8.0 (314 15/16")	833.76.301	833.76.305	
4000			4.8	480	100	>90	>50	5.28	50 (2")	3 (1/8")	8.0 (314 15/16")	833.76.302	833.76.306	
5000			4.8	495	103	>90	>50	5.28	50 (2")	3 (1/8")	8.0 (314 15/16")	833.76.303	833.76.307	
LED 3041														
120		2700	9.6	870	91	>90	>50	10.56	50 (2")	3 (1/8")	5.5 (216 9/16")	833.76.308	833.76.312	
		3000	9.6	930	97	>90	>50	10.56	50 (2")	3 (1/8")	5.5 (216 9/16")	833.76.309	833.76.313	
		4000	9.6	955	99	>90	>50	10.56	50 (2")	3 (1/8")	5.5 (216 9/16")	833.76.310	833.76.314	
		5000	9.6	990	103	>90	>50	10.56	50 (2")	3 (1/8")	5.5 (216 9/16")	833.76.311	833.76.315	

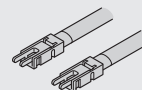


Maximum visual strip length applies for an imperceptible drop in luminous flux of max. 30%.
Maximum wattage-dependent strip length on the driver, see pages 148–149.



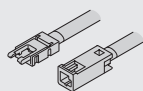
> 3.5 A/20 AWG lead for 5 mm (3/16") LED strip light

Voltage	Length	Item No.
5 12V	100 (4")	833.93.740
	2000 (78 3/4")	833.95.705
5 24V	100 (4")	833.93.741
	2000 (78 3/4")	833.95.711



> 3.5 A/20 AWG interconnecting lead for 5 mm (3/16") LED strip light

Length	Item No.
50 (2")	833.89.194
500 (19 11/16")	833.89.195
2000 (78 3/4")	833.89.196



> 3.5 A/20 AWG lead with female socket and clip for 5 mm (3/16") LED strip light

Voltage	Length	Item No.
5 12V	100 (4")	833.93.744
5 24V	100 (4")	833.93.745



> 3.5 A Clip connector for 5 mm (3/16") LED strip light

> Supplied with: 10 pcs.

Item No.
833.89.207



> 3.5 A Corner connector, 90° rigid, left or right, for 5 mm (3/16") LED strip light

> Supplied with: 10 pcs.

Item No.
833.89.190

LED strip lights

Monochrome, 8 mm (5/16"), 12 V



Häfele Loox5 LED 2072/2062/2065/2068



LED 2062



LED 2065/2068/2072

Illuminance value in lx applies to 1 m (39 3/8") strip length:

2700 K	3000 K	4000 K	5000 K	120°		
570 lx	585 lx	620 lx	620 lx		250 mm	(9 13/16")
235 lx	240 lx	250 lx	250 lx		500 mm	(19 11/16")
125 lx	130 lx	135 lx	135 lx		750 mm	(29 1/2")
75 lx	80 lx	85 lx	85 lx		1000 mm	(39 3/8")

LED 2072

2700 K	3000 K	4000 K	5000 K	120°		
1050 lx	1090 lx	1120 lx	1130 lx		250 mm	(9 13/16")
435 lx	455 lx	460 lx	470 lx		500 mm	(19 11/16")
240 lx	245 lx	260 lx	260 lx		750 mm	(29 1/2")
145 lx	150 lx	155 lx	160 lx		1000 mm	(39 3/8")

LED 2062

Designed for use within closet storage spaces when utilized with profile and lens:

2700 K	3000 K	4000 K	5000 K	120°		
1050 lx	1090 lx	1120 lx	1130 lx		250 mm	(9 13/16")
435 lx	455 lx	460 lx	470 lx		500 mm	(19 11/16")
240 lx	245 lx	260 lx	260 lx		750 mm	(29 1/2")
145 lx	150 lx	155 lx	160 lx		1000 mm	(39 3/8")

LED 2065

2700 K	3000 K	4000 K	5000 K	120°		
2145 lx	2250 lx	2300 lx	2300 lx		250 mm	(9 13/16")
900 lx	940 lx	950 lx	955 lx		500 mm	(19 11/16")
480 lx	505 lx	510 lx	515 lx		750 mm	(29 1/2")
300 lx	310 lx	320 lx	320 lx		1000 mm	(39 3/8")

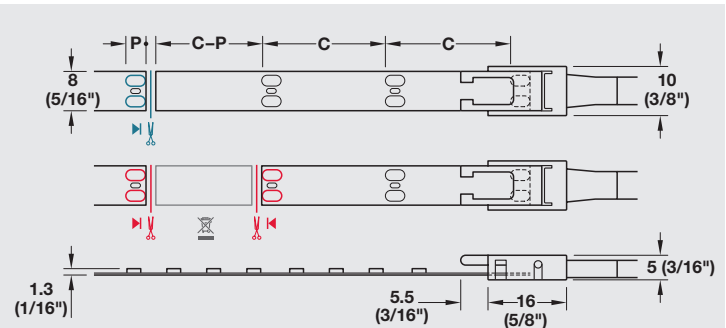
LED 2068

Equipped with high-quality Samsung® LEDs

- > Dimmable: Yes
- > Material: Plastic
- > Color: White
- > Width: 8 mm (5/16")
- > Height: 1.3 mm (1/16")
- > Life time L80/B10: >50,000 h (2062, 2065, 2068); >30,000 h (2072)
- > Energy efficiency class: A+
- > Degree of protection: IP20
- > Mounting: Self-adhesive
- > Supplied with: 1 roll

! Order reference:
Please order lead separately, see page 11.

➔ Aluminum profile recommended from 9.6 W/m, see pages 28–46.



- Cut LED strip light to length (one contact side remains on the remainder piece; reusable)
- Connect LED strip lights (two contact sides required)

C = section length
P = length of contact surface

⚡ Loox 12 V drivers see pages 130–131

LED strip lights

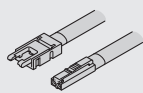
Monochrome, 8 mm (5/16"), 12 V



Häfele Loox5 LED 2072/2062/2065/2068

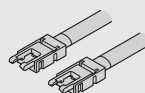
Voltage V	Quantity LEDs/m	Color temperature K	Wattage W/m	Luminous flux lm/m	Luminous efficacy lm/W	Color rendering index CRI		Weighted energy consumpt. kWh/1000 h	Section length C	Length of contact surface P	Max. strip length (visual)	Available length		
						R _a	R ₉					5 m (196 7/8")	50 m (1968 1/2")	
5 12V	LED 2072													
			*	*										
	120	2700	2.4	220	92	>90	>50	2.64	25 (1")	4 (3/16")	7 (275 19/32")	833.74.400	833.74.404	
		3000	2.4	230	96	>90	>50	2.64	25 (1")	4 (3/16")	7 (275 19/32")	833.74.401	833.74.405	
		4000	2.4	240	100	>90	>50	2.64	25 (1")	4 (3/16")	7 (275 19/32")	833.74.402	833.74.406	
		5000	2.4	240	100	>90	>50	2.64	25 (1")	4 (3/16")	7 (275 19/32")	833.74.403	833.74.407	
	LED 2062													
	60	2700	4.8	440	92	>90	>50	5.28	50 (2")	4 (3/16")	6.0 (236 1/4")	833.74.336	833.74.340	
		3000	4.8	465	97	>90	>50	5.28	50 (2")	4 (3/16")	6.0 (236 1/4")	833.74.337	833.74.341	
		4000	4.8	490	102	>90	>50	5.28	50 (2")	4 (3/16")	6.0 (236 1/4")	833.74.338	833.74.342	
		5000	4.8	495	103	>90	>50	5.28	50 (2")	4 (3/16")	6.0 (236 1/4")	833.74.339	833.74.343	
	LED 2065													
	120	2700	4.8	440	92	>90	>50	5.28	25 (1")	4 (3/16")	6.0 (236 1/4")	833.74.354	833.74.358	
		3000	4.8	465	97	>90	>50	5.28	25 (1")	4 (3/16")	6.0 (236 1/4")	833.74.355	833.74.359	
		4000	4.8	490	102	>90	>50	5.28	25 (1")	4 (3/16")	6.0 (236 1/4")	833.74.356	833.74.360	
		5000	4.8	495	103	>90	>50	5.28	25 (1")	4 (3/16")	6.0 (236 1/4")	833.74.357	833.74.361	
	LED 2068													
	120	2700	9.6	920	96	>90	>50	10.56	25 (1")	4 (3/16")	4.0 (157 1/2")	833.74.362	833.74.366	
		3000	9.6	970	101	>90	>50	10.56	25 (1")	4 (3/16")	4.0 (157 1/2")	833.74.363	833.74.367	
		4000	9.6	1000	104	>90	>50	10.56	25 (1")	4 (3/16")	4.0 (157 1/2")	833.74.364	833.74.368	
5000		9.6	1040	108	>90	>50	10.56	25 (1")	4 (3/16")	4.0 (157 1/2")	833.74.365	833.74.369		

*See page 166 for conversion chart.



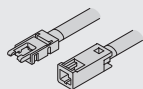
> 5 A/18 AWG lead for 8 mm (5/16") LED strip light

Voltage	Length	Item No.
5 12V	100 (4")	833.93.736
	500 (19 11/16")	833.95.701
	2000 (78 3/4")	833.95.700



> 5 A/18 AWG interconnecting lead for 8 mm (5/16") LED strip light

Length	Item No.
50 (2")	833.89.191
500 (19 11/16")	833.89.192
2000 (78 3/4")	833.89.193



> 5 A/18 AWG lead with female socket and clip for 8 mm (5/16") LED strip light

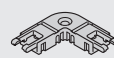
Voltage	Length	Item No.
5 12V	100 (4")	833.93.746



> 5 A Clip connector for 8 mm (5/16") LED strip light

> Supplied with: 10 pcs.

Item No.
833.89.206



> 5 A Corner connector, 90° rigid, left or right, for 8 mm (5/16") LED strip light

> Supplied with: 10 pcs.

Item No.
833.89.187

LED strip lights

Monochrome, 8 mm (5/16"), 24 V



Häfele Loox5 LED 3072/3042/3045/3048



LED 3042/3045/3048/3072

Illuminance value in lx applies to 1 m (39 3/8") strip length:

2700 K	3000 K	4000 K	5000 K		120°	
570 lx	585 lx	620 lx	620 lx			250 mm (9 13/16")
235 lx	240 lx	250 lx	250 lx			500 mm (19 11/16")
125 lx	130 lx	135 lx	135 lx			750 mm (29 1/2")
75 lx	80 lx	85 lx	85 lx			1000 mm (39 3/8")

LED 3072

Designed for use within closet storage spaces when utilized with profile and lens:

2700 K	3000 K	4000 K	5000 K		120°	
1050 lx	1090 lx	1120 lx	1130 lx			250 mm (9 13/16")
435 lx	455 lx	460 lx	470 lx			500 mm (19 11/16")
240 lx	245 lx	260 lx	260 lx			750 mm (29 1/2")
145 lx	150 lx	155 lx	160 lx			1000 mm (39 3/8")

LED 3042

2700 K	3000 K	4000 K	5000 K		120°	
2145 lx	2250 lx	2300 lx	2300 lx			250 mm (9 13/16")
900 lx	940 lx	950 lx	955 lx			500 mm (19 11/16")
480 lx	505 lx	510 lx	515 lx			750 mm (29 1/2")
300 lx	310 lx	320 lx	320 lx			1000 mm (39 3/8")

LED 3045

2700 K	3000 K	4000 K	5000 K		120°	
2870 lx	3000 lx	3100 lx	3100 lx			250 mm (9 13/16")
1210 lx	1270 lx	1310 lx	1320 lx			500 mm (19 11/16")
665 lx	695 lx	715 lx	715 lx			750 mm (29 1/2")
415 lx	430 lx	445 lx	450 lx			1000 mm (39 3/8")

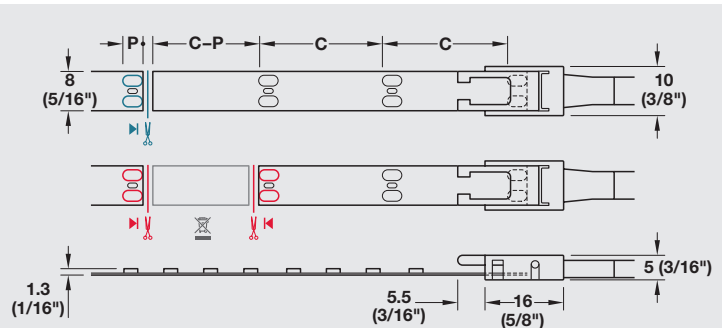
LED 3048

Equipped with high-quality Samsung® LEDs

- > Dimmable: Yes
- > Material: Plastic
- > Color: White
- > Width: 8 mm (5/16")
- > Height: 1.3 mm (1/16")
- > Life time L80/B10: >50,000 h (3042, 3045, 3048); >30,000 h (3072)
- > Energy efficiency class: A+
- > Degree of protection: IP20
- > Mounting: Self-adhesive
- > Supplied with: 1 roll

! Order reference:
Please order lead separately, see page 13.

➔ Aluminum profile recommended from 9.6 W/m, see pages 28–46.



- Cut LED strip light to length
(one contact side remains on the remainder piece; reusable)
- Connect LED strip lights
(two contact sides required)

C = section length
P = length of contact surface

⚡ Loox 24 V drivers see pages 131A–131B

LED strip lights

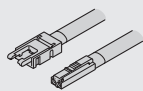
Monochrome, 8 mm (5/16"), 24 V



Häfele Loox5 LED 3072/3042/3045/3048

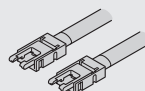
Voltage V	Quantity LEDs/m	Color temperature K	Wattage W/m	Luminous flux lm/m	Luminous efficacy lm/W	Color rendering index CRI		Weighted energy consumpt. kWh/1000 h	Section length C	Length of contact surface P	Max. strip length (visual)	Available length	
						R _a	R ₉					5 m (196 7/8")	50 m (1968 1/2")
5_{24V}	LED 3072												
	120	2700	2.4	210	88	>90	>50	2.64	50 (2")	4 (3/16")	15.5 (610 7/32")	833.75.220	833.75.225
		3000	2.4	230	96	>90	>50	2.64	50 (2")	4 (3/16")	15.5 (610 7/32")	833.75.221	833.75.226
		4000	2.4	240	100	>90	>50	2.64	50 (2")	4 (3/16")	15.5 (610 7/32")	833.75.222	833.75.227
		5000	2.4	240	100	>90	>50	2.64	50 (2")	4 (3/16")	15.5 (610 7/32")	833.75.223	833.75.228
	LED 3042												
	120	2700	4.8	440	92	>90	>50	5.28	50 (2")	4 (3/16")	12.0 (472 7/16")	833.76.316	833.76.320
		3000	4.8	465	97	>90	>50	5.28	50 (2")	4 (3/16")	12.0 (472 7/16")	833.76.317	833.76.321
		4000	4.8	490	102	>90	>50	5.28	50 (2")	4 (3/16")	12.0 (472 7/16")	833.76.318	833.76.322
		5000	4.8	495	103	>90	>50	5.28	50 (2")	4 (3/16")	12.0 (472 7/16")	833.76.319	833.76.323
	LED 3045												
	120	2700	9.6	920	96	>90	>50	10.56	50 (2")	4 (3/16")	8.0 (314 15/16")	833.76.334	833.76.338
		3000	9.6	970	101	>90	>50	10.56	50 (2")	4 (3/16")	8.0 (314 15/16")	833.76.335	833.76.339
		4000	9.6	1000	104	>90	>50	10.56	50 (2")	4 (3/16")	8.0 (314 15/16")	833.76.336	833.76.340
		5000	9.6	1040	108	>90	>50	10.56	50 (2")	4 (3/16")	8.0 (314 15/16")	833.76.337	833.76.341
	LED 3048												
	120	2700	14.4	1270	88	>90	>50	15.84	50 (2")	4 (3/16")	6.2 (244 1/8")	833.76.352	833.76.356
		3000	14.4	1305	91	>90	>50	15.84	50 (2")	4 (3/16")	6.2 (244 1/8")	833.76.353	833.76.357
		4000	14.4	1340	93	>90	>50	15.84	50 (2")	4 (3/16")	6.2 (244 1/8")	833.76.354	833.76.358
		5000	14.4	1430	99	>90	>50	15.84	50 (2")	4 (3/16")	6.2 (244 1/8")	833.76.355	833.76.359

*See page 166 for conversion chart.



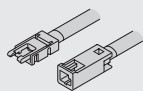
> 5 A/18 AWG lead for 8 mm (5/16") LED strip light

Voltage	Length	Item No.
5_{24V}	100 (4")	833.75.743
	500 (19 11/16")	833.95.707
	2000 (78 3/4")	833.95.706



> 5 A/18 AWG interconnecting lead for 8 mm (5/16") LED strip light

Length	Item No.
50 (2")	833.89.191
500 (19 11/16")	833.89.192
2000 (78 3/4")	833.89.193



> 5 A/18 AWG lead with female socket and clip for 8 mm (5/16") LED strip light

Voltage	Length	Item No.
5_{24V}	100 (4")	833.93.747



> 5 A Clip connector for 8 mm (5/16") LED strip light

> Supplied with: 10 pcs.

Item No.
833.89.206



> 5 A Corner connector, 90° rigid, left or right, for 8 mm (5/16") LED strip light

> Supplied with: 10 pcs.

Item No.
833.89.187

LED strip lights

Monochrome, constant current, 8 mm (5/16"), 12 V/24 V



Häfele Loox5 LED 2077/3050/3051/3052



LED 2077



LED 3050/3051/3052

Illuminance value in lx applies to 1 m (39 3/8") strip length:

2700 K	3000 K	4000 K	5000 K	120°	
4070 lx	4160 lx	4220 lx	4260 lx		250 mm (9 13/16")
1750 lx	1780 lx	1800 lx	1840 lx		500 mm (19 11/16")
970 lx	990 lx	1000 lx	1020 lx		750 mm (29 1/2")
600 lx	620 lx	625 lx	630 lx		1000 mm (39 3/8")

LED 3052

Designed for use within closet storage spaces when utilized with profile and lens:

2700 K	3000 K	4000 K	5000 K	120°	
1775 lx	1850 lx	1950 lx	1950 lx		250 mm (9 13/16")
760 lx	790 lx	830 lx	830 lx		500 mm (19 11/16")
425 lx	440 lx	465 lx	465 lx		750 mm (29 1/2")
265 lx	270 lx	285 lx	285 lx		1000 mm (39 3/8")

LED 2077

2700 K	3000 K	4000 K	5000 K	120°	
2050 lx	2150 lx	2205 lx	2340 lx		250 mm (9 13/16")
890 lx	930 lx	990 lx	1010 lx		500 mm (19 11/16")
490 lx	520 lx	545 lx	550 lx		750 mm (29 1/2")
305 lx	325 lx	335 lx	340 lx		1000 mm (39 3/8")

LED 3050

2700 K	3000 K	4000 K	5000 K	120°	
3150 lx	3170 lx	3190 lx	3200 lx		250 mm (9 13/16")
1365 lx	1385 lx	1390 lx	1400 lx		500 mm (19 11/16")
760 lx	770 lx	770 lx	770 lx		750 mm (29 1/2")
470 lx	480 lx	480 lx	480 lx		1000 mm (39 3/8")

LED 3051

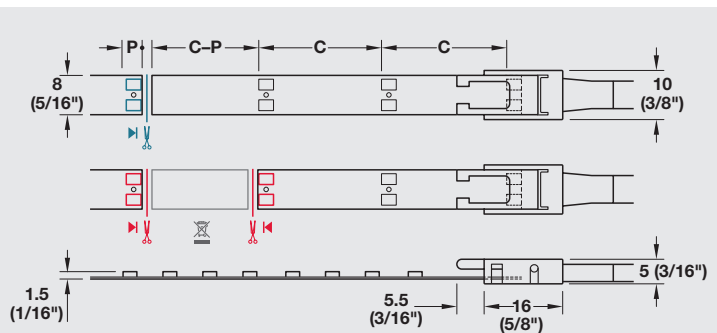
Constant current technology

- > Achieves uniform brightness over the entire strip light length
- > Increased life time, higher visual strip length, higher luminous efficacy
- > **Equipped with high-quality Samsung® LEDs**

- > Dimmable: Yes
- > Material: Plastic
- > Color: White
- > Width: 8 mm (5/16")
- > Height: 1.5 mm (1/16")
- > Life time L80/B10: >70,000 h
- > Energy efficiency class: A+
- > Degree of protection: IP20
- > Mounting: Self-adhesive
- > Supplied with: 1 roll

Order reference:
Please order lead separately, see page 15.

Aluminum profile recommended from 9.6 W/m, see pages 28–46.



- Cut LED strip light to length (one contact side remains on the remainder piece; reusable)
- Connect LED strip lights (two contact sides required)

C = section length
P = length of contact surface

- Loox 12 V drivers see pages 130–131
- Loox 24 V drivers see pages 131A–131B

LED strip lights

Monochrome, constant current, 8 mm (5/16"), 12 V/24 V

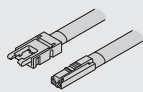


Häfele Loox5 LED 2077 / 3050 / 3051 / 3052

Voltage V	Quantity LEDs/m	Color temperature K	Wattage W/m	Luminous flux lm/m	Luminous efficacy lm/W	Color rendering index CRI		Weighted energy consumpt. kWh/1000 h	Section length C	Length of contact surface P	Max. strip length (visual)	Available length	
						R _a	R ₉					5 m (196 7/8")	50 m (1968 1/2")
5 12V	LED 2077		*	*									
	120	2700	9.6	810	84	>90	>50	10.56	25 (1")	4 (3/16")	6.2 (244 1/8")	833.74.372	833.74.376
		3000	9.6	860	90	>90	>50	10.56	25 (1")	4 (3/16")	6.2 (244 1/8")	833.74.373	833.74.377
		4000	9.6	900	94	>90	>50	10.56	25 (1")	4 (3/16")	6.2 (244 1/8")	833.74.374	833.74.378
		5000	9.6	905	94	>90	>50	10.56	25 (1")	4 (3/16")	6.2 (244 1/8")	833.74.375	833.74.379
5 24V	LED 3050												
	140	2700	9.6	945	98	>90	>50	10.56	50 (2")	3 (1/8")	9.0 (354 5/16")	833.76.362	833.76.366
		3000	9.6	1030	107	>90	>50	10.56	50 (2")	3 (1/8")	9.0 (354 5/16")	833.76.363	833.76.367
		4000	9.6	1060	110	>90	>50	10.56	50 (2")	3 (1/8")	9.0 (354 5/16")	833.76.364	833.76.368
		5000	9.6	1080	113	>90	>50	10.56	50 (2")	3 (1/8")	9.0 (354 5/16")	833.76.365	833.76.369
	LED 3051												
	140	2700	14.4	1430	99	>90	>50	15.84	50 (2")	3 (1/8")	6.2 (244 1/8")	833.76.370	833.76.374
		3000	14.4	1520	106	>90	>50	15.84	50 (2")	3 (1/8")	6.2 (244 1/8")	833.76.371	833.76.375
		4000	14.4	1605	111	>90	>50	15.84	50 (2")	3 (1/8")	6.2 (244 1/8")	833.76.372	833.76.376
		5000	14.4	1650	115	>90	>50	15.84	50 (2")	3 (1/8")	6.2 (244 1/8")	833.76.373	833.76.377
	LED 3052												
	140	2700	19.2	1850	96	>90	>50	21.12	50 (2")	3 (1/8")	4.6 (181 1/8")	833.76.378	833.76.382
		3000	19.2	2015	105	>90	>50	21.12	50 (2")	3 (1/8")	4.6 (181 1/8")	833.76.379	833.76.383
		4000	19.2	2050	107	>90	>50	21.12	50 (2")	3 (1/8")	4.6 (181 1/8")	833.76.380	833.76.384
		5000	19.2	2100	109	>90	>50	21.12	50 (2")	3 (1/8")	4.6 (181 1/8")	833.76.381	833.76.385

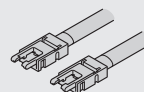
! The maximum visual strip length for Loox5 constant current strips is the length without drop in luminous flux. Maximum wattage-dependent strip length on the driver, see pages 150–151.

*See page 166 for conversion chart.



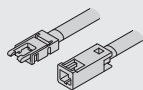
> 5 A/18 AWG lead

Voltage	Length	Item No.
5 12V	100 (4")	833.93.736
	500 (19 11/16")	833.95.701
	2000 (78 3/4")	833.95.700
5 24V	100 (4")	833.75.743
	500 (19 11/16")	833.95.707
	2000 (78 3/4")	833.95.706



> 5 A/18 AWG interconnecting lead

Length	Item No.
50 (2")	833.89.191
500 (19 11/16")	833.89.192
2000 (78 3/4")	833.89.193



> 5 A/18 AWG lead with female socket and clip

Voltage	Length	Item No.
5 12V	100 (4")	833.93.746
5 24V	100 (4")	833.93.747



> 5 A Clip connector

> Supplied with: 10 pcs.

Item No.
833.89.206



> 5 A Corner connector, 90° rigid, left or right

> Supplied with: 10 pcs.

Item No.
833.89.187

LED silicone strip lights

Monochrome, 8 mm (5/16"), 12 V/24 V



Häfele Loox5 LED 2063/3043/3046



LED 2063



LED 3043/3046

Equipped with high-quality Samsung® LEDs

- > Dimmable: Yes
- > Material: Plastic
- > Color: White
- > Width: Strip: 8 mm (5/16")
Silicone sleeve: 10 mm (3/8")
- > Height: Strip: 1.3 mm (1/16")
Silicone sleeve: 4.8 mm (3/16")
- > Life time L80/B10: >50,000 h
- > Energy efficiency class: A+
- > Degree of protection: IP44 / IP20 optional
- > Mounting: Self-adhesive
- > Supplied with: 1 roll

Illuminance value in lx applies to 1 m (39 3/8") strip length:

2700 K	3000 K	4000 K	5000 K	120°	
920 lx	960 lx	975 lx	1010 lx		250 mm (9 13/16")
390 lx	410 lx	415 lx	425 lx		500 mm (19 11/16")
215 lx	225 lx	230 lx	235 lx		750 mm (29 1/2")
135 lx	140 lx	145 lx	145 lx		1000 mm (39 3/8")

LED 2063 /3043

2700 K	3000 K	4000 K	5000 K	120°	
1855 lx	1895 lx	1960 lx	2020 lx		250 mm (9 13/16")
790 lx	805 lx	840 lx	860 lx		500 mm (19 11/16")
435 lx	445 lx	465 lx	475 lx		750 mm (29 1/2")
270 lx	275 lx	290 lx	295 lx		1000 mm (39 3/8")

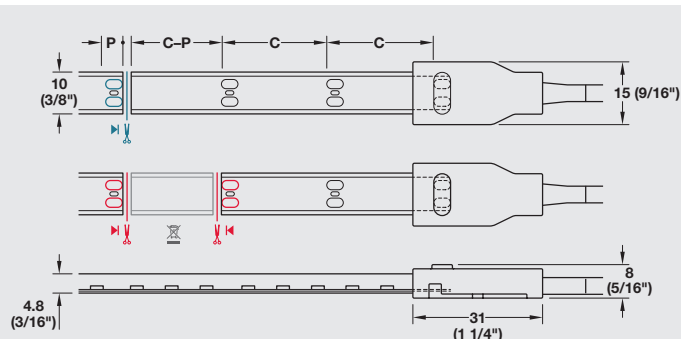
LED 3046

Minimal color deviations due to silicone sleeve:

Color temperature of the LED	Color deviation
2700 K	-30 K
3000 K	-40 K
4000 K	-50 K
5000 K	-80 K



Order reference:
Please order lead separately, see page 17.



- Cut LED strip light to length
(one contact side remains on the remainder piece; reusable)
- Connect LED strip lights
(two contact sides required)

C = section length
P = length of contact surface



Note
Dimensions apply to 3060, 3061 on page 20.



Loox 12 V drivers see pages 130–131

Loox 24 V drivers see pages 131A–131B

LED silicone strip lights

Monochrome, 8 mm (5/16"), 12 V/24 V



Häfele Loox5 LED 2063 / 3043 / 3046

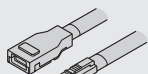
Voltage V	Quantity LEDs/m	Color temperature K	Wattage W/m	Luminous flux lm/m	Luminous efficacy lm/W	Color rendering index CRI		Weighted energy consumpt. kWh/1000 h	Section length C	Length of contact surface P	Max. strip length (visual)	Available length	
						R _a	R ₉					5 m (196 7/8")	15 m (590 9/16")
5 12V	LED 2063		*	*									
	60	2700	4.8	415	86	>90	>50	5.28	50 (2")	4 (3/16")	6.0 (236 1/4")	833.74.344	833.74.348
		3000	4.8	440	92	>90	>50	5.28	50 (2")	4 (3/16")	6.0 (236 1/4")	833.74.345	833.74.349
		4000	4.8	455	95	>90	>50	5.28	50 (2")	4 (3/16")	6.0 (236 1/4")	833.74.346	833.74.350
		5000	4.8	460	96	>90	>50	5.28	50 (2")	4 (3/16")	6.0 (236 1/4")	833.74.347	833.74.351
5 24V	LED 3043												
	120	2700	4.8	415	86	>90	>50	5.28	50 (2")	4 (3/16")	12.0 (472 7/16")	833.76.324	833.76.328
		3000	4.8	440	92	>90	>50	5.28	50 (2")	4 (3/16")	12.0 (472 7/16")	833.76.325	833.76.329
		4000	4.8	455	95	>90	>50	5.28	50 (2")	4 (3/16")	12.0 (472 7/16")	833.76.326	833.76.330
		5000	4.8	460	96	>90	>50	5.28	50 (2")	4 (3/16")	12.0 (472 7/16")	833.76.327	833.76.331
	LED 3046												
	120	2700	9.6	820	85	>90	>50	10.56	50 (2")	4 (3/16")	8.0 (314 15/16")	833.76.342	833.76.346
		3000	9.6	870	91	>90	>50	10.56	50 (2")	4 (3/16")	8.0 (314 15/16")	833.76.343	833.76.347
		4000	9.6	900	94	>90	>50	10.56	50 (2")	4 (3/16")	8.0 (314 15/16")	833.76.344	833.76.348
		5000	9.6	930	97	>90	>50	10.56	50 (2")	4 (3/16")	8.0 (314 15/16")	833.76.345	833.76.349



Maximum visual strip length applies for an imperceptible drop in luminous flux of max. 30%.
Maximum wattage-dependent strip length on the driver, see pages 150–151.



Degree of protection IP44



> 5 A/18 AWG lead for 8 mm (5/16") LED silicone strip light

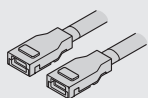
Voltage	Length	Item No.
5 12V	2000 (78 3/4")	833.95.703
5 24V	2000 (78 3/4")	833.95.709



> End cap set with adhesive for 8 mm (5/16") LED silicone strip light
> For sealing the shortened silicone sleeve; achieves degree of protection IP44

Item No.
833.89.184

Supplied with
5 pcs. with 5 ml adhesive



> 5 A/18 AWG interconnecting lead for 8 mm (5/16") LED silicone strip light

Length	Item No.
50 (2")	833.89.203
500 (19 11/16")	833.89.204
2000 (78 3/4")	833.89.205



> Silicone stripping tool

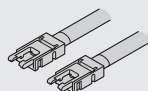
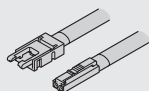
Item No.
006.13.485

Note
Please order separately



Degree of protection IP20

If necessary, you can realize an IP20 version using leads, interconnecting leads and clip connectors for 8 mm (5/16") monochrome LED strip lights, see accessories page 11.



*See page 166 for conversion chart.

LED strip lights

Multi-white, 8 mm (5/16"), 12 V



Häfele Loox5 LED 2064 / 2070



LED 2064



LED 2070

Illuminance value in lx applies to 1000 mm (39 3/8") strip length:

2700 K	5000 K	120°	
1025 lx	1075 lx		250 mm (9 13/16")
425 lx	445 lx		500 mm (19 11/16")
230 lx	245 lx		750 mm (29 1/2")
145 lx	150 lx		1000 mm (39 3/8")

LED 2064

Designed for use within closet storage spaces when utilized with profile and lens:

2700 K	5000 K	120°	
1865 lx	2045 lx		250 mm (9 13/16")
785 lx	865 lx		500 mm (19 11/16")
430 lx	475 lx		750 mm (29 1/2")
270 lx	295 lx		1000 mm (39 3/8")

LED 2070

Optimized light mixture

- > Cool white and warm white LEDs in the smallest of spaces
- > Optimal light mixture without flickering

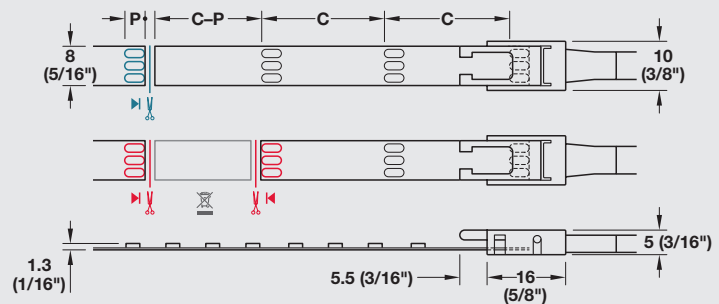
- > Dimmable: Yes
- > Material: Plastic
- > Color: White
- > Width: 8 mm (5/16")
- > Height: 1.3 mm (1/16")
- > Life time L80/B10: >50,000 h
- > Energy efficiency class: A+
- > Degree of protection: IP20
- > Mounting: Self-adhesive
- > Supplied with: 1 roll



Order reference:
Please order lead separately, see page 19.



Aluminum profile recommended from 9.6 W/m, see pages 28–46.



- Cut LED strip light to length (one contact side remains on the remainder piece; reusable)
- Connect LED strip lights (two contact sides required)

C = section length
P = length of contact surface



Loox 12 V drivers see pages 130–131



Color control only via 6-way distributor Häfele Connect Mesh with multi-white adapter and remote control or smartphone. Please order separately, see Networking, page 96.

LED strip lights

Multi-white, 8 mm (5/16"), 12 V



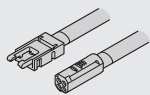
Häfele Loox5 LED 2064 / 2070

Voltage V	Quantity LEDs/m	Color temperature K	Wattage W/m	Luminous flux lm/m	Luminous efficacy lm/W	Color rendering index CRI		Weighted energy consumpt. kWh/1000 h	Section length C	Length of contact surface P	Max. strip length (visual)	Available length	
						R _a	R ₉					5 m (196 7/8")	50 m (1968 1/2")
5 12V	LED 2064												
	2 x 60	2700 5000	4.8	425 465	89 97	>90	>50	5.28	50 (2")	4 (3/16")	4.5 (177 3/16")	833.74.352	833.74.353
	LED 2070												
	2 x 120	2700 5000	9.6	825 930	86 97	>90	>50	10.56	25 (1")	3.5 (1/8")	3.5 (137 13/16")	833.74.370	833.74.371



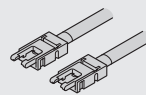
Maximum visual strip length applies for an imperceptible drop in luminous flux of max. 30%.
Maximum wattage-dependent strip length on the driver, see pages 152–153.

*See page 166 for conversion chart.



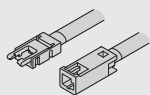
- > 3.5 A/20 AWG lead, for 8 mm (5/16") multi-white LED strip light
- > For silicone multi-white strip lights, use 833.95.708 or 833.93.743

Voltage	Length	Item No.
5 12V	100 (4")	833.93.742
	2000 (78 3/4")	833.95.702



- > 3.5 A/20 AWG interconnecting lead, for 8 mm (5/16") multi-white LED strip light

Length	Item No.
50 (2")	833.89.197
500 (19 11/16")	833.89.198
2000 (78 3/4")	833.89.199



- > 3.5 A/20 AWG lead with female socket and clip for 8 mm (5/16") multi-white LED strip light

Voltage	Length	Item No.
5 12V	100 (4")	833.93.717



- > 3.5 A Clip connector, for 8 mm (5/16") multi-white LED strip light

> Supplied with: 10 pcs.

Item No.
833.89.208



- > 3.5 A Corner connector, 90° rigid, left or right, for 8 mm (5/16") multi-white LED strip light

> Supplied with: 10 pcs.

Item No.
833.89.188

LED strip lights

Multi-white, 8 mm (5/16"), 24 V



Häfele Loox5 LED 3044/3047/3049/3060/3061



LED 3044/3047/3049

Illuminance value in lx applies to 1000 mm (39 3/8") strip length:

2700 K	5000 K	120°	
1025 lx	1075 lx		250 mm (9 13/16")
425 lx	445 lx		500 mm (19 11/16")
230 lx	245 lx		750 mm (29 1/2")
145 lx	150 lx		1000 mm (39 3/8")

LED 3060 silicone

2700 K	5000 K	120°	
1865 lx	2045 lx		250 mm (9 13/16")
785 lx	865 lx		500 mm (19 11/16")
430 lx	475 lx		750 mm (29 1/2")
270 lx	295 lx		1000 mm (39 3/8")

LED 3061 silicone

Designed for use within closet storage spaces when utilized with profile and lens:

2700 K	5000 K	120°	
1865 lx	2045 lx		250 mm (9 13/16")
785 lx	865 lx		500 mm (19 11/16")
430 lx	475 lx		750 mm (29 1/2")
270 lx	295 lx		1000 mm (39 3/8")

LED 3047 silicone

2700 K	5000 K	120°	
1025 lx	1075 lx		250 mm (9 13/16")
425 lx	445 lx		500 mm (19 11/16")
230 lx	245 lx		750 mm (29 1/2")
145 lx	150 lx		1000 mm (39 3/8")

LED 3044 silicone

2700 K	5000 K	120°	
2780 lx	2800 lx		250 mm (9 13/16")
1180 lx	1200 lx		500 mm (19 11/16")
650 lx	660 lx		750 mm (29 1/2")
405 lx	415 lx		1000 mm (39 3/8")

LED 3049

20 / Illuminating

Optimized light mixture

- > Cool white and warm white LEDs in the smallest of spaces
- > Optimal light mixture without flickering

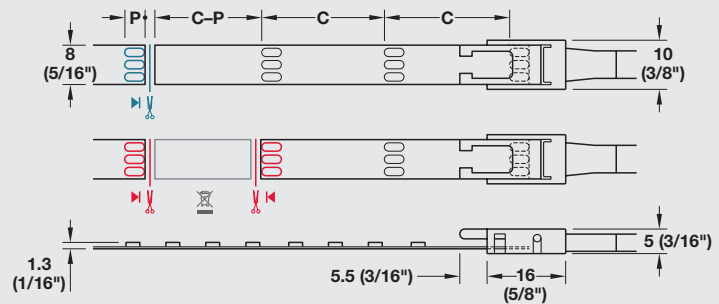
> Dimmable:	Yes
> Material:	Plastic
> Color:	White
> Width:	8 mm (5/16")
> Height:	1.3 mm (1/16")
> Life time L80/B10:	>50,000 h
> Energy efficiency class:	A+
> Degree of protection:	IP20
> Mounting:	Self-adhesive
> Supplied with:	1 roll



Order reference:
Please order lead separately, see page 21.



Aluminum profile recommended from 9.6 W/m, see pages 28–46.



- Cut LED strip light to length (one contact side remains on the remainder piece; reusable)
- Connect LED strip lights (two contact sides required)

C = section length
P = length of contact surface



Note

See page 16 for dimensions and drawing details related to LED 3060 and LED 3061



Loox 24 V drivers see pages 131A–131B



Color control only via 6-way distributor Häfele Connect Mesh with multi-white adapter and remote control or smartphone. Please order separately, see Networking, page 96.

LED strip lights

Multi-white, 8 mm (5/16"), 24 V

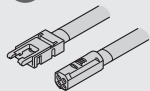


Häfele Loox5 LED 3044 / 3047 / 3049 / 3060 / 3061

Voltage V	Quantity LEDs/m	Color temp. K	Wattage W/m	Luminous flux lm/m	Luminous efficacy lm/W	Color rendering index CRI		Weighted energy consumpt. kWh/ 1000 h	Section length C	Length of contact surface P	Max. strip length (visual)	Available length		
						R _a	R _g					5 m (196 7/8")	15 m (590 9/16")	50 m (1968 1/2")
5_{24V}	LED 3044													
	2 x 120	2700 5000	4.8	425 465	89 97	>90	>50	5.28	50 (2")	3.5 (1/8")	8.5 (334 5/8")	833.76.332	-	833.76.333
	LED 3047													
	2 x 120	2700 5000	9.6	825 930	86 97	>90	>50	10.56	50 (2")	3.5 (1/8")	6.5 (255 7/8")	833.76.350	-	833.76.351
	LED 3049													
	2 x 120	2700 5000	14.4	1230 1370	85 95	>90	>50	15.84	50 (2")	3.5 (1/8")	5.0 (196 7/8")	833.76.360	-	833.76.361
LED 3060 Silicone														
2 x 120	2700 5000	4.8	425 465	89 97	>90	>50	5.28	50 (2")	3.5 (1/8")	8.5 (334 5/8")	833.76.387	833.76.388	-	
LED 3061 Silicone														
2 x 120	2700 5000	9.6	825 930	86 97	>90	>50	10.56	50 (2")	3.5 (1/8")	6.5 (255 7/8")	833.76.389	833.76.390	-	

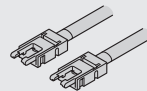
! Maximum visual strip length applies for an imperceptible drop in luminous flux of max. 30%.
Maximum wattage-dependent strip length on the driver, see pages 152–153.

*See page 166 for conversion chart.



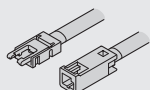
- > 3.5 A/20 AWG lead, for 8 mm (5/16") multi-white LED strip light
- > For silicone multi-white strip lights, use 833.95.708 or 833.93.743

Voltage	Length	Item No.
5_{24V}	100 (4")	833.93.743
	2000 (78 3/4")	833.95.708



- > 3.5 A/20 AWG interconnecting lead, for 8 mm (5/16") multi-white LED strip light

Length	Item No.
50 (2")	833.89.197
500 (19 11/16")	833.89.198
2000 (78 3/4")	833.89.199



- > 3.5 A/20 AWG lead with female socket and clip for 8 mm (5/16") multi-white LED strip light

Voltage	Length	Item No.
5_{24V}	100 (4")	833.75.751



- > 3.5 A Clip connector, for 8 mm (5/16") multi-white LED strip light
- > Supplied with: 10 pcs.

Item No.
833.89.208



- > 3.5 A Corner connector, 90° rigid, left or right, for 8 mm (5/16") multi-white LED strip light
- > Supplied with: 10 pcs.

Item No.
833.89.188

LED strip lights

RGB, 10 mm (3/8"), 12 V/24 V



Häfele Loox5 LED 2080/3080

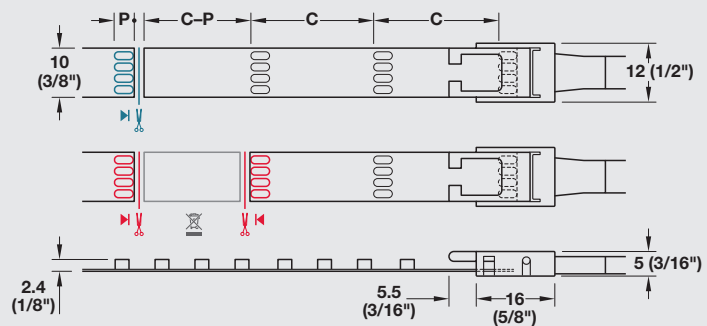


LED 2080/3080

> Dimmable:	Yes
> Material:	Plastic
> Color:	White
> Width:	10 mm (3/8")
> Height:	2.4 mm (1/8")
> Energy efficiency class:	A+
> Degree of protection:	IP20
> Mounting:	Self-adhesive
> Supplied with:	1 roll

! Order reference:
Please order lead separately, see page 23.

➔ Aluminum profile recommended from 9.6 W/m, see page 28.



- Cut LED strip light to length
(one contact side remains on the remainder piece; reusable)
- Connect LED strip lights
(two contact sides required)

C = section length
P = length of contact surface

⚡ Loox 12 V drivers see pages 130–131

Loox 24 V drivers see pages 131A–131B

🌐 Color control only via 6-way distributor Häfele Connect Mesh with RGB adapter and remote control or smartphone. Please order separately, see Networking, page 96.

LED strip lights

RGB, 10 mm (3/8"), 12 V/24 V

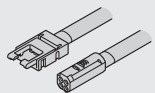


Häfele Loox5 LED 2080 / 3080

Voltage	Number of LEDs/m	Color temperature	Wattage	Luminous flux	Luminous efficacy	Weighted energy consumpt.	Section length C	Length of contact surface P	Max. strip length (visual)	Delivery length
V	LEDs/m	K	W/m	lm/m	lm/W	kWh/1000 h				5 m (196 7/8")
5 12V	LED 2080		*	*						
	120	RGB	9.6	530	51	10.78	25 (1")	3.8 (1/8")	3.0 (118 1/8")	833.74.380
5 24V	LED 3080									
	120	RGB	9.6	530	51	10.78	50 (2")	3.8 (1/8")	6.5 (255 7/8")	833.76.386



Maximum visual strip length applies for an imperceptible drop in luminous flux of max. 30%.
Maximum wattage-dependent strip length on the driver, see pages 152–153.



> 3.5 A/20 AWG lead, for 10 mm (3/8") LED RGB strip light

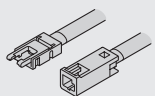
Voltage	Length	Item No.
5 12V	100 (4")	833.93.713
	2000 (78 3/4")	833.95.704
5 24V	100 (4")	833.75.749
	2000 (78 3/4")	833.95.710



> 3.5 A Clip connector, for 10 mm (3/8") LED RGB strip light

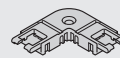
> Supplied with: 10 pcs.

Item No.
833.89.209



> 3.5 A/20 AWG lead with female socket and clip for 10 mm (3/8") LED RGB strip light

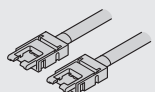
Voltage	Length	Item No.
5 12V	100 (4")	833.93.719
	100 (4")	833.75.752



> 3.5 A Corner connector, 90° rigid, left or right, for 10 mm (3/8") LED RGB strip light

> Supplied with: 10 pcs.

Item No.
833.89.189



> 3.5 A/20 AWG interconnecting lead, for 10 mm (3/8") LED RGB strip light

Length	Item No.
50 (2")	833.89.200
500 (19 11/16")	833.89.201
2000 (78 3/4")	833.89.202

*See page 166 for conversion chart.

LED strip lights

Flexible edge lit silicone strip light, 8 mm (5/16") 12 V/24 V



Häfele Loox5 LED 2099/3099

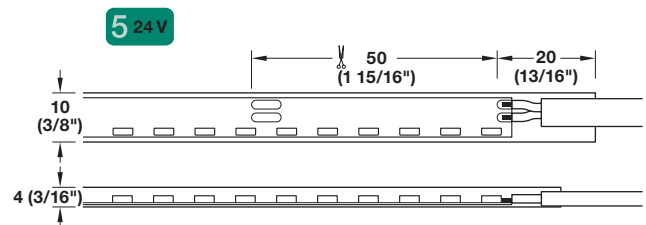
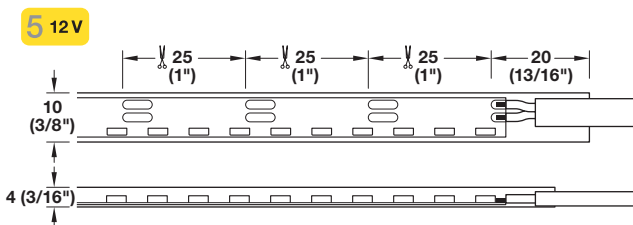
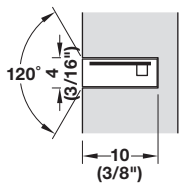


- > The light emits from the edge of the ribbon, no LED dots visible
- > Designed for recessed installation in a 4 mm wide groove
- > Mounts flush with the panel
- > Flexible silicone allows for curved applications (radius min. 30 mm (1 3/16"))



- > Dimmable: Yes
- > Material: Silicone
- > Finish: Matt white
- > Width: Strip: 8 mm (5/16")
Silicone sleeve 10 mm (3/8")
- > Height: Silicone sleeve 4 mm (5/32")
- > Routing depth: 10 mm (3/8")
- > Routing width: 4 mm (5/32")
- > Radius min.: 30 mm (1 3/16")
- > Life time L80/B10: >50,000 h
- > Color rendering index R9: >50
- > Color rendering index Ra: >90
- > Energy efficiency class: A+
- > Weighted energy consumption: 10.56 kWh / 1000 h
- > Degree of protection: IP44
- > Max. strip length (visual): 3.0 m (118 1/8")
- > Mounting: For embedding in routed channel
- > Supplied with: 1 LED strip with 200 mm (8") leads soldered on each end. Strip can be divided into two sections.

2700 K	3000 K	4000 K	5000 K		120°	
820 lx	840 lx	845 lx	860 lx			250 mm (9 13/16")
190 lx	195 lx	205 lx	215 lx			500 mm (19 11/16")
85 lx	90 lx	100 lx	100 lx			750 mm (29 1/2")
50 lx	50 lx	55 lx	55 lx			1000 mm (39 3/8")



Loox 12 V drivers see pages 130–131

Loox 24 V drivers see pages 131A–131B

LED strip lights

Flexible edge lit silicone strip light, 8 mm (5/16"), 12 V/24 V



Häfele Loox5 LED 2099 / 3099

Voltage	Number of	Color temperature	Wattage	Luminous flux	Luminous efficacy	Section length C	Delivery length
V	LEDs/m	K	W/m	lm/m	lm/W		3 m (118 1/8")
5 ^{12V}	LED 2099						
	120	2700	9.6	500	52	25 (1")	833.74.260
		3000	9.6	520	54	25 (1")	833.74.261
		4000	9.6	540	56	25 (1")	833.74.262
		5000	9.6	540	56	25 (1")	833.74.263
5 ^{24V}	LED 3099						
	120	2700	9.6	500	52	50 (2")	833.75.260
		3000	9.6	520	54	50 (2")	833.75.261
		4000	9.6	540	56	50 (2")	833.75.262
		5000	9.6	540	56	50 (2")	833.75.263



Note

A 200 (8") mm lead cable (3.5A / 20 AWG) is soldered on each end of the roll.



Maximum visual strip length applies for an imperceptible drop in luminous flux of max. 30%.
Please note: A strip section with a new power supply that follows immediately is noticeably brighter.


L O O X 5

LED Strip lights

Single color flexible strip light, 8 mm (5/16"), 12 V



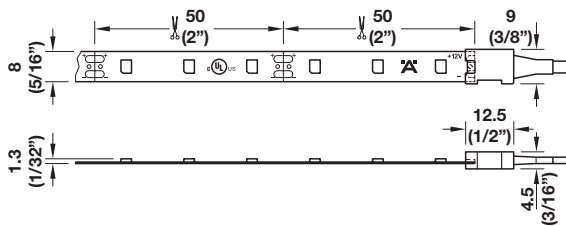
Häfele Loox5 LED 2042



IP20



LED 2042



- > Material: Plastic
- > Color: White
- > Dimmable: Yes
- > Width: 8 mm (5/16")
- > Height: 1.3 mm (1/16")
- > Life time: 20,000 h
- > Energy efficiency class: A+
- > Degree of protection: IP20
- > Max. watts/lead: 42 W
- > Mounting: Self-adhesive with aluminum profile or cooling strip

! Order reference
Consider the width of clip connector when choosing an aluminum profile (see drawing).

➔ Aluminum profile recommended from 9.6 W/m, see pages 28–46.

5 12V Loox5 12 V driver see page 130

! **Note**
The values above apply to a strip light length of 0.5 m (19 11/16").
Loox lights and drivers are "Suitable for use within closet storage spaces"

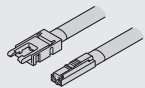
blue	purple	orange	120°	
red	green	yellow		
1700 lx	1700 lx	1700 lx		250 mm (9 13/16")
525 lx	525 lx	525 lx		500 mm (19 11/16")
165 lx	165 lx	165 lx		750 mm (29 1/2")
95 lx	95 lx	95 lx		1000 mm (39 3/8")

LED Strip lights

Single color flexible strip light, 8 mm (5/16"), 12 V

Häfele Loox5 LED 2042

Voltage	Quantity	Color temperature	Wattage	Weighted energy consumpt.	Section length	Available length	Item No.
V	LEDs/m		W/m	kWh/1000 h			
5 12V	60	LED 2042	*				
		blue	4.8	5.28	50 (2")	15 m (590 9/16")	833.74.190
		red	4.8	5.28	50 (2")	15 m (590 9/16")	833.74.191
		purple	4.8	5.28	50 (2")	15 m (590 9/16")	833.74.192
		green	4.8	5.28	50 (2")	15 m (590 9/16")	833.74.193
		orange	4.8	5.28	50 (2")	15 m (590 9/16")	833.74.194
		yellow	4.8	5.28	50 (2")	15 m (590 9/16")	833.74.195



> 5 A/18 AWG lead for 8 mm (5/16") LED strip light

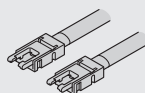
Voltage	Length	Item No.
5 12V	100 (4")	833.93.736
	500 (19 11/16")	833.95.701
	2000 (78 3/4")	833.95.700



> 5 A Clip connector for 8 mm (5/16") LED strip light

> Supplied with: 10 pcs.

Item No.
833.89.206



> 5 A/18 AWG interconnecting lead for 8 mm (5/16") LED strip light

Length	Item No.
50 (2")	833.89.191
500 (19 11/16")	833.89.192
2000 (78 3/4")	833.89.193



> 5 A Corner connector, 90° rigid, left or right, for 8 mm (5/16") LED strip light

> Supplied with: 10 pcs.

Item No.
833.89.187

*See page 166 for conversion chart.

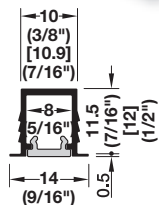

Profiles for recess mounting

Aluminum

Häfele Loox5 profile 1104/1103



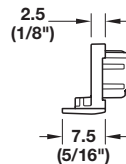
Profile 1104



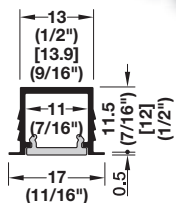

[Routing dimensions]



End caps



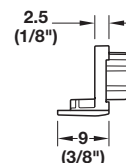
Profile 1103



[Routing dimensions]



End caps



➔ Diffusers see page 44

- > Material: Profile: Aluminum
Diffuser: Plastic
- > Finish/Color: Profile: Anodized; Diffuser: White opal, transmittance 70–80%
- > Length: 2337 mm (92")
- > Diffuser width: Profile 1104: 8 mm (5/16")
Profile 1103: 11 mm (7/16")
- > Supplied with: 1 profile
1 diffuser

Finish	1104	1103
Black	833.94.203	833.94.201
Silver colored	833.94.202	833.94.200

- ⚠ **Note**
Profile 1104 is usable for LED strip lights up to max. 5 mm (3/16") width.
Routing dimensions are for reference only. Furniture construction may affect dimensions.

➕ End caps for Häfele Loox5 profile 1104/1103

- > Material: Plastic
- > Version: With cable outlet
- > Supplied with: 10 pcs.

Color	For 1104	For 1103
Black	833.95.769	833.95.767
Silver colored	833.95.768	833.95.766

- ⚠ **Diffusers**
The diffuser creates a uniform light.
The LED points are invisible from 120 LEDs/m.
If required, please order alternative diffusers in black or transparent separately.

Profiles for recess mounting

Aluminum

ILLUMINATING



EXTENDING



SWITCHING



NETWORKING



DISTRIBUTING



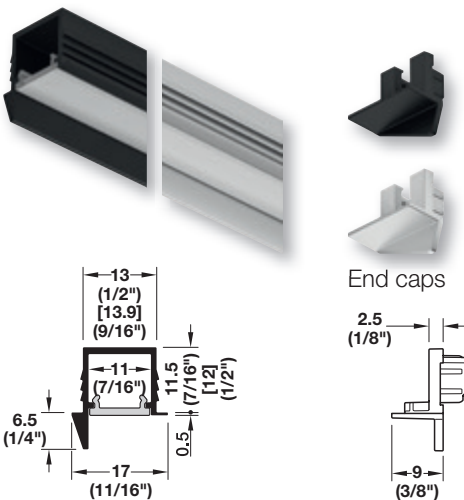
SUPPLYING



Häfele Loox5 profile 1105 - asymmetric light distribution



Profile 1105



[Routing dimensions]

Anti-glare shield

Asymmetric light distribution allows for a glare-free light source.

- > Material: Profile: Aluminum
Diffuser: Plastic
- > Finish/Color: Profile: Anodized; Diffuser: White opal, transmittance 70–80%
- > Length: 2337 mm (92")
- > Diffuser width: 11 mm (7/16")
- > Supplied with: 1 profile
1 diffuser

Finish	Item No.
Black	833.94.205
Silver colored	833.94.204

End caps for Häfele Loox5 profile 1105

- > Material: Plastic
- > Version: With cable outlet
- > Supplied with: 10 pcs.

Color	Item No.
Black	833.95.771
Silver colored	833.95.770

! **Diffusers**
The diffuser creates a uniform light.
The LED points are invisible from 120 LEDs/m.
If required, please order alternative diffusers in black or transparent separately.

➔ Diffusers see page 44

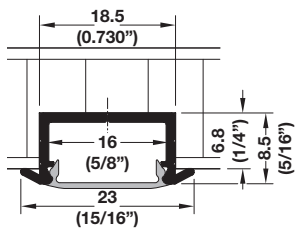
! **Note**
Routing dimensions are for reference only. Furniture construction may affect dimensions.

Profiles for recess mounting

Aluminum


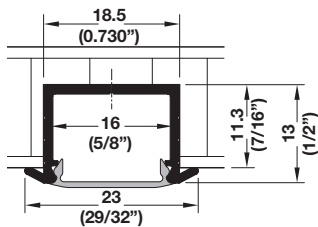

Häfele Loox profile 1190/1191

Profile 1190



End cap

Profile 1191



End cap

- > Material: Aluminum
- > Finish: Silver colored anodized
- > L x W: 2500 x 18 mm (98 7/16" x 11/16")
- > Height: 8.5 mm (5/16")
- > Supplied with: 1 profile, 1 diffuser

Diffuser	Item No.
Milk	833.72.864
Frosted	833.72.865

! LED points are always visible when this profile is used

+ End cap with cable outlet for profile 1190

- > Material/Finish: Plastic, silver colored
- > Supplied with: 2 pcs.

Item No.
833.72.855

➔ Switch for aluminum profiles 16 mm (5/8") see page 86.
Diffusers see page 44

- > Material: Aluminum
- > Finish: Silver colored anodized
- > L x W: 2500 x 18 mm (98 7/16" x 11/16")
- > Height: 13 mm (1/2")
- > Supplied with: 1 profile, 1 diffuser

Diffuser	Item No.
Milk	833.72.866
Frosted	833.72.867

+ End cap with cable outlet for profile 1191

- > Material/Finish: Plastic, silver colored
- > Supplied with: 2 pcs.

Item No.
833.72.854

➔ Switches for aluminum profiles 16 mm (5/8") see page 86.
Diffusers see page 44

Profiles for recess mounting

Aluminum

ILLUMINATING

EXTENDING

SWITCHING

NETWORKING

DISTRIBUTING


SUPPLYING



Häfele Loox5 profile 1107/1106 - asymmetric light distribution

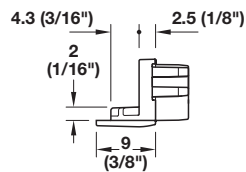
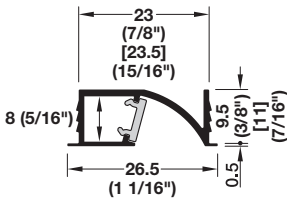


Profile 1107



End caps

[Routing dimensions]



- > Material: Profile: Aluminum
Diffuser: Plastic
- > Finish/Color: Profile: Anodized; Diffuser: White opal, transmittance 70–80%
- > Length: 2337 mm (92")
- > Diffuser width: Profile 1107: 8 mm (5/16")
Profile 1106: 11 mm (7/16")
- > Supplied with: 1 profile, 1 diffuser

Finish	1107	1106
Black	833.94.209	833.94.207
Silver colored	833.94.208	833.94.206

- ! Profile 1106 is usable for LED strip lights up to max. 8 mm (5/16") width with clip.
Profile 1107 is usable for LED strip lights up to max. 5 mm (3/16") width.
Glare-free light, ideal for vertical installation in wardrobes.

+ End caps for Häfele Loox5 profile 1107/1106


- > Material: Plastic
- > Version: With cable outlet
- > Supplied with: 10 pcs. with screws

Color	For 1107	For 1106
Black	833.95.820	833.95.773
Silver colored	833.95.821	833.95.772

- ! **Diffusers**
The diffuser creates a uniform light.
If required, please order alternative diffusers in black (for 1107 only) or transparent separately.

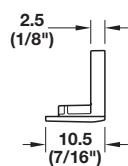
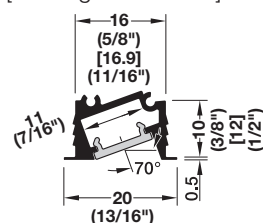
➔ Diffusers see page 44

Profile 1106



End caps

[Routing dimensions]



Note

Routing dimensions are for reference only. Furniture construction may affect dimensions.

Dimensional data not binding. Dimensions in mm, inches are approximate. We reserve the right to alter specifications without notice.

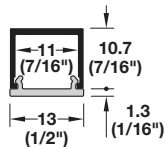

Profiles for surface/recess mounting

Aluminum

Häfele Loox5 profile 2101/2102



Profile 2101

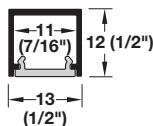


Surface mounted
diffuser

- > Material: Profile: Aluminum
Diffuser: Plastic
- > Finish/Color: Profile: Anodized; Diffuser: White opal, transmittance 70–80%
- > Length: 2337 mm (92")
- > Diffuser width: Profile 2101: 13 mm (1/2")
Profile 2102: 11 mm (7/16")
- > Supplied with: 1 profile
1 diffuser

Finish	2101	2102
Black	833.94.211	833.94.214
Brushed stainless steel colored	833.94.212	833.94.215
Silver colored	833.94.210	833.94.213

Profile 2102



Flush recess mounted
diffuser

- ! **Diffusers**
The diffuser creates a uniform light.
The LED points are invisible from 120 LEDs/m.
If required, please order alternative diffusers in black or transparent (only for 2102) separately.

➔ Diffusers see page 44

- ! **Note**
2101 can be surface or recess mounted.

Profiles for surface mounting

Aluminum

ILLUMINATING



EXTENDING



SWITCHING



NETWORKING



DISTRIBUTING



SUPPLYING

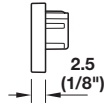


Häfele Loox5 profile 2101/2102

Profile 2101



End caps



End caps for Häfele Loox5 profile 2101/2102

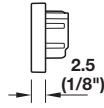
- > Material: Plastic
- > Version: With drill mark for cable outlet
- > Supplied with: 10 pcs.

Color	End cap 2101	End cap 2102
Black	833.95.775	833.95.778
Brushed stainless steel colored	833.95.776	833.95.779
Silver colored	833.95.774	833.95.777

Profile 2102



End caps

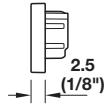


Slotted end caps for Häfele Loox5 profile 2101/2102


- > Material: Plastic
- > Version: With slot for cable outlet - fits 2101/2102
- > Supplied with: 10 pcs.

Color	Item No.
Black	833.88.432
Brushed stainless steel colored	833.88.433
Silver colored	833.88.434

Profiles 2101/2102



Adhesive tape - for profile 2101/2102



- > Area of application: For fixing aluminum on wood, metal, or plastic
- > Version: Double-sided, high instant adhesion, high temperature resistance
- > Length: 33 m (108' 3 3/16")
- > Width: 10 mm (3/8")
- > Thickness: 0.6 mm (1/32")

Item No.
833.89.266

Dimensional data not binding. Dimensions in mm, inches are approximate. We reserve the right to alter specifications without notice.



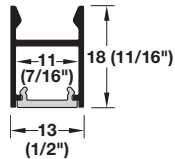

Profiles for surface mounting

Aluminum

Häfele Loox5 profile 2103/2104 - with concealed fixing



Profile 2103



- > Material: Profile: Aluminum
Diffuser: Plastic
- > Finish/Color: Profile: Anodized; Diffuser: White opal, transmittance 70–80%
- > Length: 2337 mm (92")
- > Diffuser width: 11 mm (7/16")
- > Supplied with: 1 profile
1 diffuser

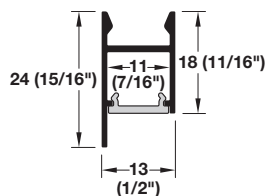

Finish	2103	2104
Black	833.94.217	833.94.220
Brushed stainless steel colored	833.94.218	833.94.221
Silver colored	833.94.216	833.94.219

- ! **Order reference**
Please order (required) mounting bracket separately, see page 36.

- ! **Diffusers**
The diffuser creates a uniform light.
The LED points are invisible from 120 LEDs/m.
If required, please order alternative diffusers in black or transparent separately.

- ➔ Diffusers see page 44


Profile 2104, with asymmetric light distribution



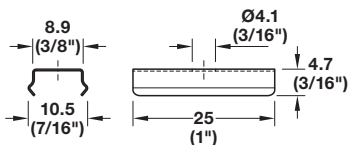
Profiles for surface mounting

Aluminum

Häfele Loox5 profile 2103/2104 - with concealed fixing



Mounting bracket for concealed fixing




Mounting bracket

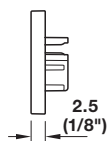
- > Material: Stainless Steel
- > Mounting: For screw fixing
- > Supplied with: 10 pcs.

	Item No.
	833.95.761

Profile 2103



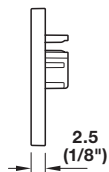
End caps



Profile 2104



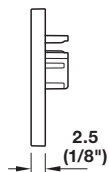
End caps



Profiles 2103/2104




Slotted end caps



Slotted end caps for Häfele Loox5 profile 2103/2104

- > Material: Plastic
- > Version: With slot for cable outlet - fits 2103/2104
- > Supplied with: 10 pcs.

Color	Item No.
Black	833.88.436
Brushed stainless steel colored	833.88.435
Silver colored	833.88.437



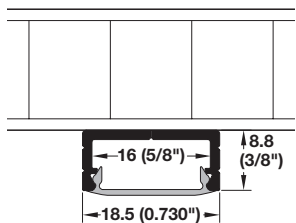
Dimensional data not binding. Dimensions in mm, inches are approximate. We reserve the right to alter specifications without notice.

Profiles for surface mounting

Aluminum

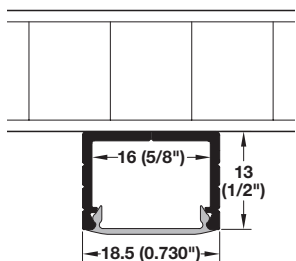
Häfele Loox profile 2190/2191

Profile 2190



End cap

Profile 2191



End cap



Retaining clip



Retaining clip 40°

- > Material: Aluminum
- > Finish: Silver colored anodized
- > L x W x H: 2500 x 18.5 x 9.5 mm
(98 7/16" x 3/4" x 3/8")
- > Supplied with: 1 profile, 1 diffuser

Cover	Item No.
Milk	833.72.860
Frosted	833.72.863

- ! **Note**
LED points are always visible when this profile is used.
- Order reference**
Please order retaining clip (optional) separately

- + **End cap for profile 2190**
 - > Material/Finish: Plastic, silver colored
 - > Supplied with: 2 pcs.

Item No.
833.72.852

- ➔ Switch for aluminum profiles 16 mm (5/8") see page 86.
Diffusers see page 44

- > Material: Aluminum
- > Finish: Silver colored anodized
- > L x W x H: 2500 x 18.5 mm x 14 mm
(98 7/16" x 3/4" x 9/16")
- > Supplied with: 1 profile, 1 diffuser

Cover	Item No.
Milk	833.72.861
Frosted	833.72.862

- ! **Order reference**
Please order retaining clip (optional) separately

- + **End cap for profile 2191**
 - > Material/Finish: Plastic, silver colored
 - > Supplied with: 2 pcs.

Item No.
833.72.853

- + **Mounting clip, optional**
 - > Material/Finish: Stainless Steel, silver colored
 - > Supplied with: 2 pcs.

Version	Item No.
Retaining clip	833.74.832
Retaining clip 40°	833.74.833

- ➔ Switch for aluminum profiles 16 mm (5/8") see page 86.
Diffusers see page 44

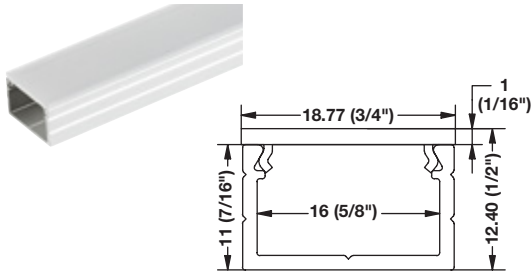
Profiles for surface/recess mounting

With flat lens cover



Häfele Loox profile - for surface mounting with flat lens 12.5 mm (1/2")

Profile 2197

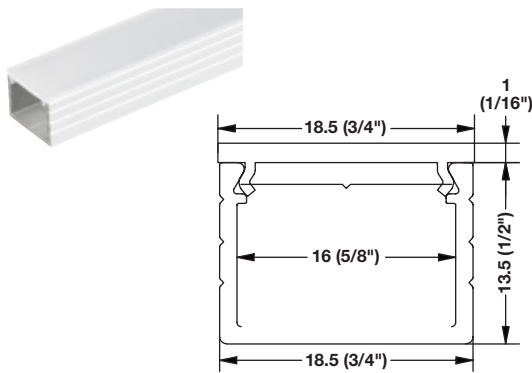


- > Material/Finish: Aluminum, clear anodized
- > L x W x H: 2500 x 18.5 x 12.5 mm (98 7/16" x 3/4" x 1/2")
- > Cover: Milk

Item No.
833.71.929

Häfele Loox profile - for surface mounting with flat lens 14.5 mm (9/16")

Profile 2191



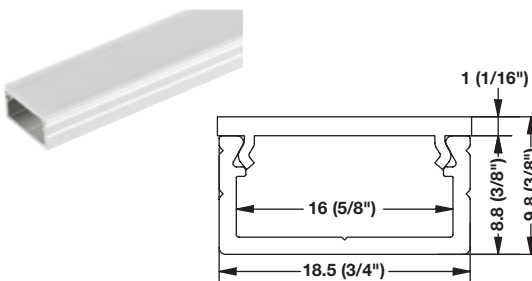
- > Material/Finish: Aluminum, clear anodized
- > L x W x H: 2500 x 18.5 x 13.5 mm (98 7/16" x 3/4" x 9/16")
- > Cover: Milk

Item No.
833.71.853

Note
Mounting clips sold separately, see page 36.

Häfele Loox profile - for shallow surface mounting with flat lens 8.8 mm (3/8")

Profile 2190



- > Material/Finish: Aluminum, clear anodized
- > L x W x H: 2500 x 18.5 x 9.8 mm (98 7/16" x 3/4" x 3/8")
- > Cover: Milk

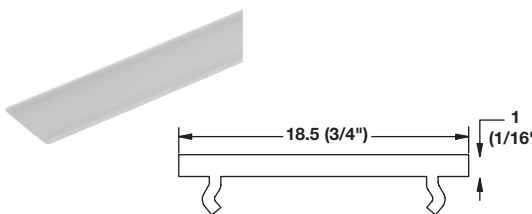
Item No.
833.71.852

Note
Mounting clips sold separately, see page 36.

+ Flat Lens Cover for profiles 2190, 2191 and 2197

- > Material/Cover: Polycarbonate, milk
- > L x W x H: 2500 x 18.5 x 3.9 mm (98 7/16" x 3/4" x 1/8")

Item No.
833.74.783



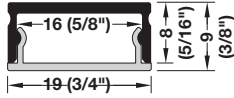
Dimensional data not binding. Dimensions in mm, inches are approximate. We reserve the right to alter specifications without notice.

Profiles for surface/recess mounting

Aluminum, with flat lens cover

Designer surface mount profile - 9 mm (3/8")

Profile 4105



- > Material/Finish: Aluminum, clear anodized
- > L x W: 2000 x 19 mm x 9 mm
(78 3/4" x 3/4" x 3/8")
- > Application: For surface or flush mounting

Item No.
833.01.760



Note


LED points are always visible when this profile is used.
Lens sold separately.



End cap

- > Material/Color: Plastic, gray
- > Height: 9 mm (3/8")

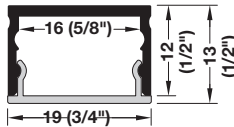

Item No.
833.01.765



End cap

Designer surface mount profile - 13 mm (1/2")

Profile 4106



- > Material/Finish: Aluminum, clear anodized
- > L x W: 2000 x 19 mm x 13 mm
(78 3/4" x 3/4" x 1/2")
- > Application: For surface or flush mounting

Item No.
833.01.761



Note

Lens sold separately.



End cap

- > Material/Color: Plastic, gray
- > Height: 13 mm (1/2")

Item No.
833.01.764



End cap



Flat lens for profiles 4105 and 4106


- > Material: Plastic
- > Length: 2000 mm (78 3/4")

Finish	Item No.
Milk	833.01.762
Frosted	833.01.763



Note

LED points are always visible when frosted lens is used.




One-piece plastic profiles

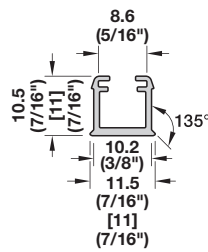
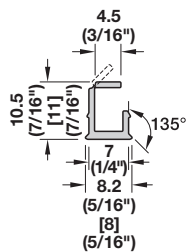

Häfele Loox5 profile 1102/1101



Profile 1102



Profile 1101



[Routing dimensions]

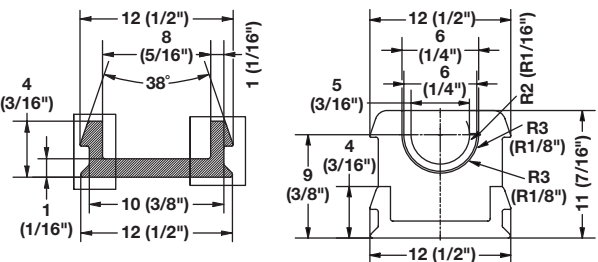
- > Material: Plastic
- > Length: 2500 mm (98 7/16")
- > Supplied with: 1 profile

Color	Transmittance	1102	1101
Black	~20 %	833.95.803	833.95.801
White opal	70-80 %	833.95.802	833.95.800



Note

Profile 1102 and 1101 are usable for LED strip lights up to max 9.6 W/m.
 Profile 1102 is usable for LED strip lights up to max. 5 mm (3/16") width.
 Profile 1101 is usable only for LED strip lights with a width of precisely 8 mm (5/16").
 The diffuser creates a uniform light. The LED points in the white version are invisible from 120 LEDs/m.
 Routing dimensions are for reference only. Furniture construction may affect dimensions.



End Caps for Häfele Loox5 profile 1101

- > Material: Plastic, gray

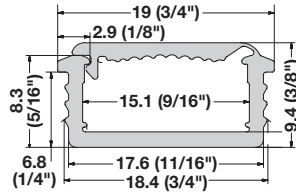
Item No.	Packing
833.03.033	10 pcs.
833.03.029	100 pcs.

Dimensional data not binding. Dimensions in mm, inches are approximate. We reserve the right to alter specifications without notice.

One-piece plastic profiles

Co-extruded profile - recess mounted

Profile 3108



- > Material: Polypropylene
- > Cover: Aluminum color, frosted
- > L x W x H: 2500 x 20 x 10 mm (98 7/16" x 13/16" x 3/8")

	Item No.
	833.00.710

- ! > Only for LED strips with max. 9.6 W per meter (3.0 W per foot)

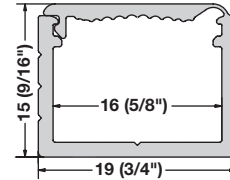
- + **End cap**
- > Material/Color: Plastic, silver colored
- > Supplied with: 2 pcs.



	Item No.
	833.72.768

Co-extruded profile - surface mounted

Profile 4108



- > Material: Polypropylene
- > Cover: Aluminum color, milk
- > L x W x H: 2500 x 19 x 15 mm (98 7/16" x 3/4" x 9/16")

	Item No.
	833.01.700

- ! > Only for LED strips with max. 9.6 W per meter (3.0 W per foot)

- + **End cap**
- > Material/Color: Plastic, silver colored
- > Supplied with: 2 pcs.



	Item No.
	833.72.853

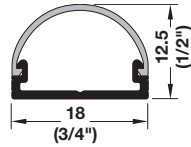
- + **Mounting tape**
- > Material/Color: Foam, white
- > W x L: 12 x 78 mm (1/2" x 3 1/16")

	Item No.
	003.58.270


Profiles for surface mounting

Aluminum


Häfele Loox drawer profile 2194



- > Material: Aluminum
- > Finish/Color: Profile: Silver colored anodized
Diffuser: Milk
- > L x W: 2500 x 18 mm (98 7/16" x 11/16")
- > Height: 12.5 mm (1/2")
- > Supplied with: 1 profile
1 diffuser



End caps



Retaining clip

Item No.
833.71.928

End cap set

- > Material/Finish: ABS Plastic, silver colored
- > Supplied with: 5 sets of end caps,
fixing screws

Item No.
833.74.877

Retaining clip

- > Material/Finish: Stainless Steel, silver colored
- > Supplied with: 2 pcs.

Item No.
833.74.893



Door sensor

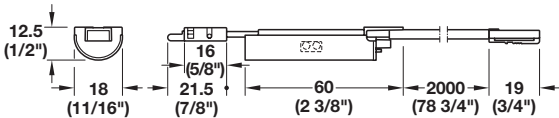
Loox5 door sensor for Häfele Loox drawer profile

Voltage	Switching capacity	Item No.
5 12V	60 W	833.89.251
5 24V	90 W	833.89.253

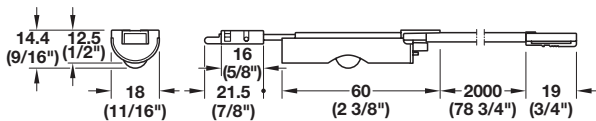
Loox5 motion detector for Häfele Loox drawer profile

- > Delay time: 30 sec.
- > Sensor range: 0–3000 mm (0"–118 1/8")

Voltage	Switching capacity	Item No.
5 12V	60 W	833.89.252
5 24V	90 W	833.89.254



Motion detector

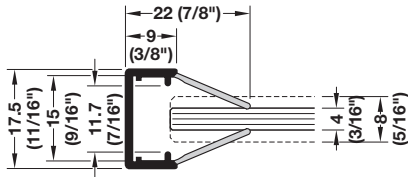


Dimensional data not binding. Dimensions in mm, inches are approximate. We reserve the right to alter specifications without notice.

Profiles for surface mounting

Aluminum

Häfele Loox glass edge profile 5105



Effect of the glass edge on the light

- > Glass edge with satin finish = even light line
- > Clear glass edge = point light

- > Material: Plastic
- > Finish/Color: Profile: Silver colored
Diffusers: Milk
- > L x W: 2000 x 17.5 mm (78 3/4" x 11/16")
- > Height: 22 mm (7/8")
- > Application: For screw fixing
- > Supplied with: 1 profile
2 diffusers

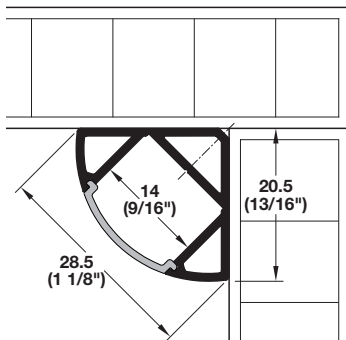
Item No.

833.74.733



For manufacturing customized glass edge lighting for glass thicknesses of 4–8 mm (3/16"–5/16").
Without load bearing function.
Only for LED strip lights with max. 9.6 W/m.
Note the dimensions of the clip connector.

Häfele Loox corner profile 2195



- > Material: Aluminum
- > Finish/Color: Profile: Silver colored anodized
Diffuser: Milk
- > Cover: Milk
- > L x W: 2500 x 28 mm (98 7/16" x 1 1/8")
- > Height: 20.5 mm (25/32")
- > Supplied with: 1 profile
1 diffuser

Item No.

833.71.927



- > Material/Finish: End cap and holder:
Plastic, silver colored
Mounting plate: Stainless Steel
- > Supplied with: 2 pcs.

Version

Version	Item No.
End cap with cable outlet	833.74.822
Holder	833.74.825
Mounting plate	833.74.826



End cap



Holder



Mounting plate

Elite wardrobe tube profiles

Aluminum

ILLUMINATING



EXTENDING



SWITCHING



NETWORKING




DISTRIBUTING




SUPPLYING




Wardrobe tube 5111



- > Material/Finish: Aluminum, anodized
- > Insert: Plastic
- > Supplied with: 1 pc. with milk lens



matt aluminum polished chrome matt nickel



black matt gold slate

Length	Finish/insert	Item No.
2438 mm (8')	Matt aluminum/clear	830.28.700
2438 mm (8')	Matt nickel/clear	830.28.710
2438 mm (8')	Polished chrome/clear	830.28.720
2438 mm (8')	Black/black	830.28.820
2438 mm (8')	Matt gold/clear	830.28.790
2438 mm (8')	Slate/black	830.28.800
1219 mm (4')	Matt aluminum/clear	830.28.701
1219 mm (4')	Matt nickel/clear	830.28.711
1219 mm (4')	Polished chrome/clear	830.28.721
1219 mm (4')	Black/black	830.28.821
1219 mm (4')	Matt gold/clear	830.28.705
1219 mm (4')	Slate/black	830.28.706

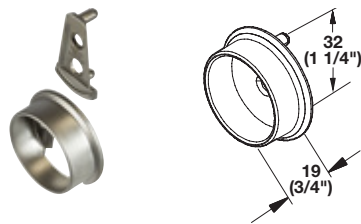


Lens

- > Material: Plastic
- > Cover: Milk
- > Height: 13 mm (1/2")

Item No.
833.74.781

Wardrobe tube support



- > Unique two-part design allows the support to fully surround the tube ends
- > Connect the wedge shaped brackets into line bore holes and side supports onto the end of the tube
- > Side supports connect to the wedge shaped brackets
- > With two pins for 5 mm (3/16") holes
- > 32 mm (1 1/4") spacing with an additional screw hole for side panel mounting

- > Material: Zinc-plated
- > Diameter: 32 mm (1 1/4")

Finish	Item No.
Matt aluminum	803.39.410
Matt nickel	803.39.610
Polished chrome	803.39.210
Black	803.64.410
Matt gold	803.39.910
Slate	803.39.710

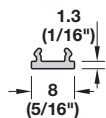
Dimensional data not binding. Dimensions in mm, inches are approximate. We reserve the right to alter specifications without notice.

Diffusers and lenses

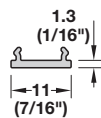
Diffusers Häfele Loox5 for profiles - for 1103-1107 and 2101-2104



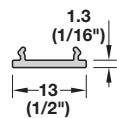
Dimensions



For profile
1104, 1107



For profile
1103, 1105,
1106, 2102,
2103, 2104



For profile
2101

- > Material: Plastic
- > Length: 2500 mm (98 7/16")
- > Supplied with: 1 diffuser

Width	For profiles	Transmittance		
		transparent ~90 %	white opal 70-80 %	black ~20 %
8 (5/16")	1104, 1107	-	833.95.804	833.95.808
11 (7/16")	1103, 1105, 1106, 2102, 2103, 2104	833.95.807	833.95.805	833.95.809
13 (1/2")	2101	-	833.95.806	833.95.810



The white diffuser creates a uniform light. The LED points are invisible from 120 LEDs/m. When using the black diffuser, LED points may be visible. LED points are always visible when the transparent diffuser is used.


Semi-round lens for corner profile 2195



- > Material: Plastic
- > Cover: Milk
- > Length: 2500 mm (98 7/16")

Item No.
833.74.807

Replacement lenses for 1190, 1191, 2190 and 2191



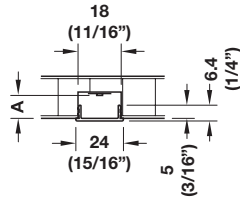
- > Material: Plastic
- > Length: 2500 mm (98 7/16")

Cover	Item No.
Frosted	833.74.780
Milk	833.74.781

Lens cover and cooling strip



Dado lens cover



- > Material: Plastic
- > Cover: Milk
- > Length: 2500 mm (98 3/8")
- > Application: For recess mounting

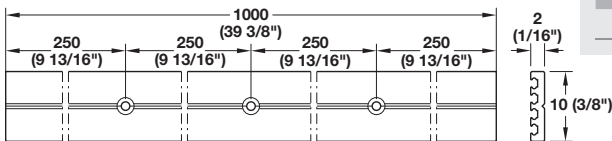
	Item No.
	833.00.733

! **Note**
Only for LED strips with max 9.6 W per m (3.0 W per ft).

Häfele Loox cooling strip 2196



- > Material: Aluminum
- > L x W: 1000 x 10 mm (39 3/8" x 3/8")
- > Height: 2 mm (1/16")
- > Mounting: For screw fixing, drill holes at 250 mm (9 13/16"), 500 mm (19 11/16"), and 750 mm (29 1/2")



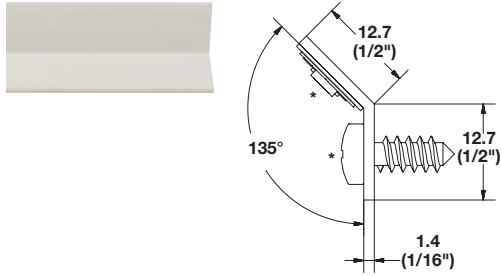
	Item No.
	833.77.700

Dimensional data not binding. Dimensions in mm, inches are approximate. We reserve the right to alter specifications without notice.

Mounting strips

For LED Strip Lights

Profile 5115 - for Loox strip 135°

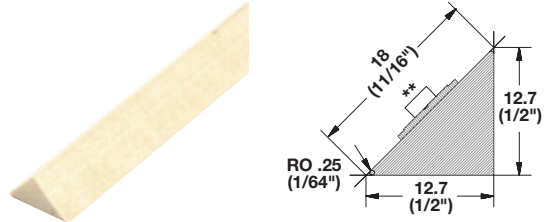


- > Material/Color: Plastic, white
- > Length: 2500 mm (98 7/16")

	Item No.
	833.00.800

- ⚠ **Note**
Loox LED strip and screw shown for application and position only.

Corner profile 5116



- > Material/Finish: Solid Poplar Wood, natural
- > Length: 2500 mm (98 7/16")
- > Application: For surface mounting

	Item No.
	833.02.840

- ⚠ **Note**
Loox LED strip shown for application and position only.



This page is left blank intentionally.

Recess/surface mounted lights

Modular monochrome, drill hole Ø: 58 mm (2 5/16"), 12 V/24 V



Häfele Loox LED 2025, Loox5 2092/3092



LED 2092 and LED 3092, equipped with high-quality Samsung® LEDs

- > Dimmable: Yes
- > Material: Aluminum
- > Energy efficiency class: A+
- > Degree of protection: IP44 as recess mounted light
IP20 as surface mounted light
- > Mounting: For mounting in drilled hole,
for clamp or screw fixing
- > Drill hole Ø: 58 mm (2 5/16")
- > Supplied with: 1 light module



Note

The IP44 degree of protection is reduced to IP20 when surface mounting or recess mounting with through hole.

Order reference

Please order lead and housing separately, see page 49.



Loox 12 V drivers see pages 130–131

Loox 24 V drivers see pages 131A–131B

2700 K	3000 K	4000 K	5000 K	80°	
2600 lx	2650 lx	2700 lx	2800 lx		250 mm (9 13/16")
730 lx	750 lx	780 lx	800 lx		500 mm (19 11/16")
320 lx	350 lx	345 lx	350 lx		750 mm (29 1/2")
180 lx	185 lx	185 lx	190 lx		1000 mm (39 3/8")

LED 2025

2700 K	3000 K	4000 K	5000 K	80°	
1870 lx	1990 lx	2025 lx	2135 lx		250 mm (9 13/16")
500 lx	540 lx	540 lx	580 lx		500 mm (19 11/16")
210 lx	230 lx	235 lx	240 lx		750 mm (29 1/2")
120 lx	125 lx	130 lx	135 lx		1000 mm (39 3/8")

LED 2092/3092

Recess/surface mounted lights

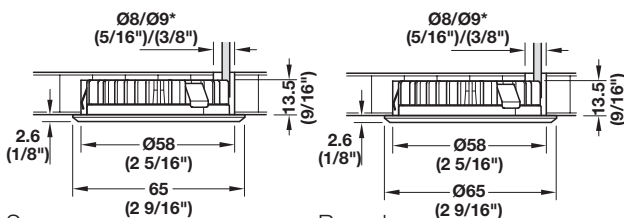
Modular monochrome, drill hole Ø: 58 mm (2 5/16"), 12 V/24 V

Häfele Loox LED 2025, Loox5 2092/3092

Voltage V	Quantity LEDs	Color temperature K	Wattage W	Luminous flux lm	Luminous efficacy lm/W	Color rendering index CRI		Weighted energy consumpt. kWh/1000 h	Item No.		
						P _a	P ₉				
5 12V	LED 2025 (compatible with Loox5 lead with snap-in connector)										
	1	2700	3.8	270	71	>90	-	4.18	833.72.350		
		3000	3.8	300	78	>90	-	4.18	833.72.351		
		4000	3.8	306	80	>90	-	4.18	833.72.352		
		5000	3.8	345	90	>83	-	4.18	833.72.323		
	LED 2092										
	6	2700	3.4	220	65	>90	>55	3.74	833.72.474		
		3000	3.4	240	71	>90	>55	3.74	833.72.475		
		4000	3.4	250	74	>90	>55	3.74	833.72.476		
		5000	3.4	260	76	>90	>55	3.74	833.72.477		
	5 24V	LED 3092									
		6	2700	3.4	220	65	>90	>55	3.74	833.75.174	
			3000	3.4	240	71	>90	>55	3.74	833.75.175	
4000			3.4	250	74	>90	>55	3.74	833.75.176		
5000			3.4	260	76	>90	>55	3.74	833.75.177		




Recess mount housing

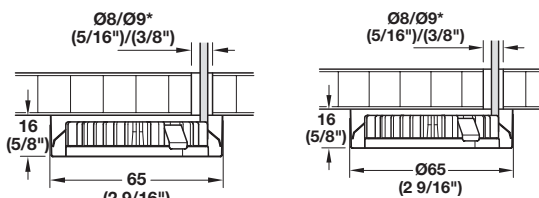


Square

Round



Surface mount housing

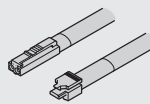


Square

Round

Housings are suitable for monochrome lights and for multi-white lights.

* valid for multi-white plugs.



> Lead, 1.5 A/24 AWG, with snap-in connector

Voltage	Length	Item No.
5 12V	1000 (39 3/8")	833.95.789
	2000 (78 3/4")	833.95.788
5 24V	2000 (78 3/4")	833.95.791



> Housing, recess mounted, Plastic

Color	Round	Square
Black	833.72.168	833.72.172
Anthracite	833.72.380	833.72.383
Brown	833.72.381	833.72.384
Matt nickel-plated	833.72.170	833.72.174
Stainless steel colored	833.72.382	833.72.385
Silver colored	833.72.126	833.72.127
White, RAL 9003	833.72.171	833.72.175



> Housing, surface mounted, Plastic

Color	Round	Square
Black	833.72.160	833.72.164
Anthracite	833.72.193	833.72.195
Brown	833.72.192	833.72.196
Matt nickel-plated	833.72.162	833.72.166
Stainless steel colored	833.72.194	833.72.197
Silver colored	833.72.124	833.72.125
White, RAL 9003	833.72.163	833.72.167

Recess/surface mounted lights

Modular multi-white, drill hole Ø: 58 mm (2 5/16"), 12 V/24V



Häfele Loox5 LED 2091 / 3091



- > Dimmable: Yes
- > Material: Aluminum
- > Energy efficiency class: A+
- > Degree of protection: IP44 as recess mounted light
IP20 as surface mounted light
- > Mounting: For mounting in drilled hole, for clamp or screw fixing
- > Drill hole Ø: 58 mm (2 5/16")
- > Supplied with: 1 light module



Note

The IP44 degree of protection is reduced to IP20 when surface mounting or recess mounting with through hole.

Order reference

Please order lead and housing separately, see page 51.



Loox 12 V drivers see pages 130–131

Loox 24 V drivers see pages 131A–131B



Color control only via 6-way distributor Häfele Connect Mesh with multi-white adapter and remote control or smartphone. Please order separately, see Networking page 95.

2700 K	5000 K	80°	
2000 lx	2100 lx		250 mm (9 13/16")
520 lx	550 lx		500 mm (19 11/16")
220 lx	235 lx		750 mm (29 1/2")
120 lx	125 lx		1000 mm (39 3/8")

Recess/surface mounted lights

Modular multi-white, drill hole Ø: 58 mm (2 5/16"), 12 V/24 V



EXTENDING



SWITCHING



NETWORKING



DISTRIBUTING



SUPPLYING

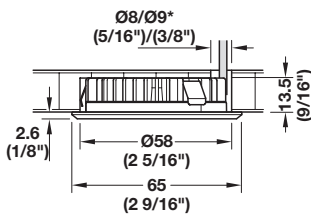


Häfele Loox5 LED 2091 / 3091

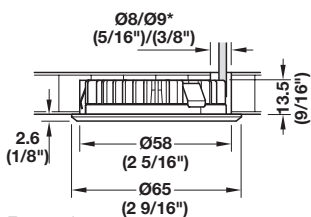
Voltage V	Quantity LEDs	Color temperature K	Wattage W	Luminous flux lm	Luminous efficacy lm/W	Color rendering index CRI		Weighted energy consumpt. kWh/1000 h	Item No.
						R _a	R ₉		
5 12V	LED 2091								
	12	2700 5000	3.4	240 270	72 80	>90	>55	3.74	833.72.478
5 24V	LED 3091								
	12	2700 5000	3.4	240 270	72 80	>90	>55	3.74	833.75.178




Recess mount housing



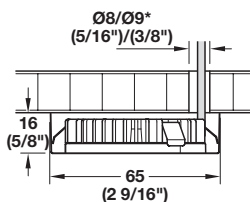
Square



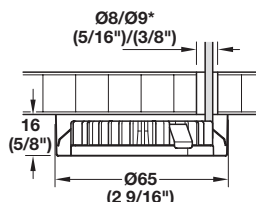
Round



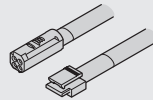
Surface mount housing



Square



Round



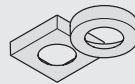
- > Lead, 1.5 A/24 AWG, with snap-in connector for multi-white lights
- > Length: 2000 mm (78 3/4")

Voltage	Item No.
5 12V	833.95.787
5 24V	833.95.790



- > Housing, recess mounted, Plastic

Color	Round	Square
Black	833.72.168	833.72.172
Anthracite	833.72.380	833.72.383
Brown	833.72.381	833.72.384
Matt nickel-plated	833.72.170	833.72.174
Stainless steel colored	833.72.382	833.72.385
Silver colored	833.72.126	833.72.127
White, RAL 9003	833.72.171	833.72.175



- > Housing, surface mounted, Plastic

Color	Round	Square
Black	833.72.160	833.72.164
Anthracite	833.72.193	833.72.195
Brown	833.72.192	833.72.196
Matt nickel-plated	833.72.162	833.72.166
Stainless steel colored	833.72.194	833.72.197
Silver colored	833.72.124	833.72.125
White, RAL 9003	833.72.163	833.72.167

Housings are suitable for monochrome and multi-white lights.


* valid for multi-white plugs.

Dimensional data not binding. Dimensions in mm, inches are approximate. We reserve the right to alter specifications without notice.

Recess mounted modular pucks

Metal trim rings for recess mounted modular pucks, drill hole: $\varnothing 58$ mm ($2\ 5/16$ ")

Recess mount housing



Silver colored



Black



White



Polished
chrome colored



Brass colored

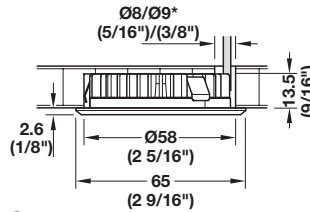


Copper colored

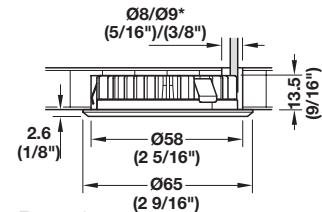
- > Material: Steel
- > Suitable for: Loox5 modular puck lights with a 58 mm ($2\ 5/16$ ") diameter drill hole: 2025, 2091, 2092, 3091, 3092



Finish	Round	Square
Silver colored	833.72.500	833.72.506
Black	833.72.501	833.72.507
White	833.72.502	833.72.508
Polished chrome colored	833.72.503	833.72.509
Brass colored	833.72.504	833.72.510
Copper colored	833.72.505	833.72.511



Square




Round

* For multi-white plugs.

Surface mounted modular pucks

Metal trim rings for surface mounted modular pucks, drill hole: Ø58 mm (2 5/16")

Surface mount housing



Silver colored

- > Material: Steel
- > Suitable for: Loox5 modular puck lights with a 58 mm (2 5/16") diameter drill hole: 2025, 2091, 2092, 3091, 3092
- > Degree of protection: IP20 with surface mount housing



Black



White



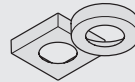
Polished chrome colored



Brass colored

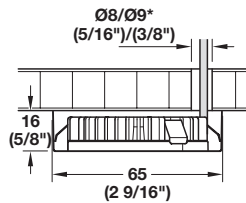


Copper colored

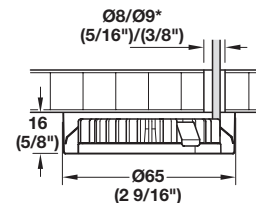


IP20

Finish	Round	Square
Silver colored	833.72.512	833.72.518
Black	833.72.513	833.72.519
White	833.72.514	833.72.520
Polished chrome colored	833.72.515	833.72.521
Brass colored	833.72.516	833.72.522
Copper colored	833.72.517	833.72.523



Square



Round

* For multi-white plugs.

Recess/surface mounted lights

Modular monochrome, drill hole Ø: 35 mm (1 3/8"), 12 V



Häfele Loox5 LED 2040



- > Dimmable: Yes
- > Material: Aluminum
- > Energy efficiency class: A+
- > Degree of protection: IP44 as recess mounted light
IP20 as surface mounted light
- > Mounting: For mounting in drilled hole,
for clamp or screw fixing
- > Drill hole Ø: 35 mm (1 3/8")
- > Supplied with: 1 light module

2700 K	3000 K	4000 K	5000 K	90°	
530 lx	660 lx	720 lx	800 lx		250 mm (9 13/16")
135 lx	180 lx	185 lx	220 lx		500 mm (19 11/16")
55 lx	80 lx	85 lx	95 lx		750 mm (29 1/2")
35 lx	40 lx	50 lx	55 lx		1000 mm (39 3/8")



Note

The IP44 degree of protection is reduced to IP20 when surface mounting or recess mounting with through hole.

Order reference

Please order lead and housing separately, see page 55.



Note

Designed for use within closet storage spaces.



Loox 12 V drivers see pages 130–131

Recess/surface mounted lights

Modular monochrome, drill hole Ø: 35 mm (1 3/8"), 12 V

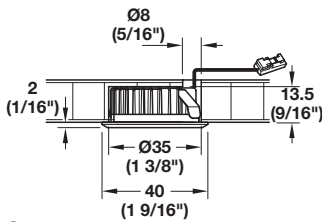


Häfele Loox5 LED 2040

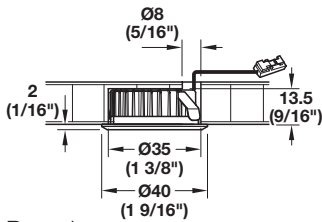
Voltage V	Quantity LEDs	Color temperature K	Wattage W	Luminous flux lm	Luminous efficacy lm/W	Color rendering index CRI	Weighted energy consumpt. kWh/1000 h	Item No.
5 12V	3	2700	1.5	75	50	90	1.65	833.72.370
		3000	1.5	88	59	90	1.65	833.72.371
		4000	1.5	96	64	90	1.65	833.72.372
		5000	1.5	110	73	83	1.65	833.72.333




Recess mount housing



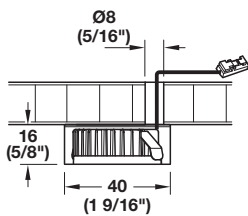
Square



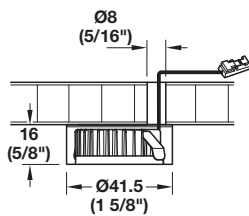
Round



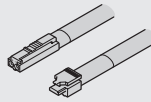
Surface mount housing



Square

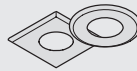


Round



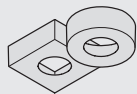
> Lead, 1.5 A/24 AWG, with snap-in connector

Voltage	Length	Item No.
5 12V	1000 (39 3/8")	833.95.789
	2000 (78 3/4")	833.95.788



> Housing, recess mounted, Plastic

Color	Round	Square
Black	833.72.184	833.72.188
Matt nickel-plated	833.72.186	833.72.190
Silver colored	833.72.145	833.72.146
White, RAL 9003	833.72.187	833.72.191



> Housing, surface mounted, Plastic

Color	Round	Square
Black	833.72.176	833.72.180
Matt nickel-plated	833.72.178	833.72.182
Silver colored	833.72.143	833.72.144
White, RAL 9003	833.72.179	833.72.183

Dimensional data not binding. Dimensions in mm, inches are approximate. We reserve the right to alter specifications without notice.

Recess/surface mounted lights

Monochrome, drill hole Ø: 26 mm (1"), 12 V/24 V



Häfele Loox5 LED 2090/3090



> Narrow beam angle for staging objects

- > Dimmable: Yes
- > Material: Aluminum
- > Energy efficiency class: A+
- > Degree of protection: IP44 as recess mounted light
IP20 as surface mounted light
- > Mounting: For mounting in drilled hole,
for clamp or screw fixing
- > Drill hole Ø: 26 mm (1")
- > Supplied with: 1 light module with 2000 mm
(78 3/4") lead

2700 K	3000 K	4000 K	5000 K	55°	
930 lx	990 lx	1005 lx	1005 lx		250 mm (9 13/16")
230 lx	240 lx	250 lx	260 lx		500 mm (19 11/16")
95 lx	100 lx	110 lx	115 lx		750 mm (29 1/2")
50 lx	55 lx	60 lx	60 lx		1000 mm (39 3/8")

LED 2090

2700 K	3000 K	4000 K	5000 K	55°	
825 lx	870 lx	935 lx	940 lx		250 mm (9 13/16")
220 lx	225 lx	235 lx	245 lx		500 mm (19 11/16")
95 lx	95 lx	100 lx	105 lx		750 mm (29 1/2")
50 lx	55 lx	55 lx	60 lx		1000 mm (39 3/8")

LED 3090



Note

The IP44 degree of protection is reduced to IP20 when surface mounting or recess mounting with through hole.

Order reference

Please order housing separately, see page 57.



Note

Designed for use within closet storage spaces.



Loox 12 V drivers see pages 130–131

Loox 24 V drivers see pages 131A–131B

Recess/surface mounted lights

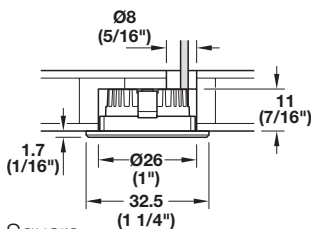
Monochrome, drill hole Ø: 26 mm (1"), 12 V/24 V

Häfele Loox5 LED 2090 / 3090

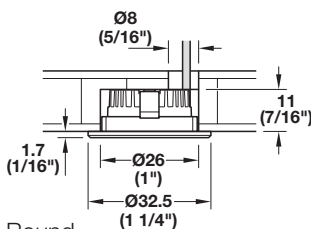
Voltage V	Quantity LEDs	Color temperature K	Wattage W	Luminous flux lm	Luminous efficacy lm/W	Color rendering index CRI		Weighted energy consumpt. kWh/1000 h	Item No.
						R _a	R ₉		
5 12V	1	LED 2090							
		2700	1.2	80	67	>90	>60	1.32	833.72.470
		3000	1.2	90	75	>90	>60	1.32	833.72.471
		4000	1.2	95	79	>90	>60	1.32	833.72.472
		5000	1.2	100	83	>90	>60	1.32	833.72.473
5 24V	1	LED 3090							
		2700	1.2	75	63	>90	>60	1.32	833.75.170
		3000	1.2	80	67	>90	>60	1.32	833.75.171
		4000	1.2	80	67	>90	>60	1.32	833.75.172
		5000	1.2	85	71	>90	>60	1.32	833.75.173




Recess mount housing



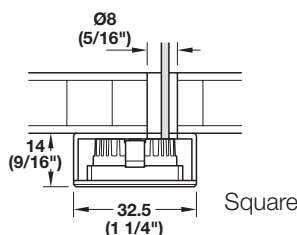
Square



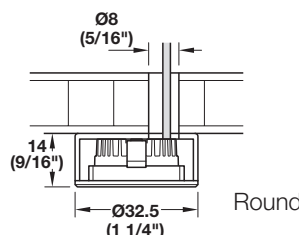
Round



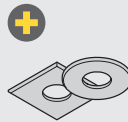
Surface mount housing



Square

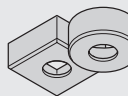


Round



> Housing, recess mounted, Plastic

Color	Round	Square
Black	833.89.225	833.89.232
Anthracite	833.89.226	833.89.233
Brown	833.89.227	833.89.234
Matt nickel-plated	833.89.223	833.89.230
Stainless steel colored	833.89.228	833.89.235
Silver colored	833.89.222	833.89.229
White, RAL 9003	833.89.224	833.89.231



> Housing, surface mounted, Plastic

Color	Round	Square
Black	833.89.239	833.89.246
Anthracite	833.89.240	833.89.247
Brown	833.89.241	833.89.248
Matt nickel-plated	833.89.237	833.89.244
Stainless steel colored	833.89.242	833.89.249
Silver colored	833.89.236	833.89.243
White, RAL 9003	833.89.238	833.89.245

Dimensional data not binding. Dimensions in mm, inches are approximate. We reserve the right to alter specifications without notice.

Recess/surface mounted lights

Monochrome, drill hole Ø: 58 mm (2 5/16"), 12 V/24 V



Häfele Loox LED 2094/3094



2700 K 3000 K 4000 K 5000 K				105°		
800 lx	930 lx	940 lx	965 lx		250 mm	(9 13/16")
200 lx	230 lx	235 lx	240 lx		500 mm	(19 11/16")
90 lx	100 lx	105 lx	110 lx		750 mm	(29 1/2")
50 lx	60 lx	60 lx	60 lx		1000 mm	(39 3/8")

LED 2094

Designed for use within closet storage spaces:

2700 K 3000 K 4000 K 5000 K				105°		
860 lx	995 lx	1000 lx	1030 lx		250 mm	(9 13/16")
215 lx	250 lx	250 lx	260 lx		500 mm	(19 11/16")
95 lx	110 lx	110 lx	115 lx		750 mm	(29 1/2")
54 lx	60 lx	60 lx	65 lx		1000 mm	(39 3/8")

LED 3094

- > Dimmable: Yes
- > Housing Material: Aluminum
- > Diffuser Material: Plastic
- > Number of LEDs: 6
- > Wattage: 2.5 W
- > Lifetime: 30,000 h
- > Color rendering index Ra: > 90
- > Color rendering index R9: > 50
- > Weighted energy consumption: 2.75 kWh / 1000 h
- > Energy efficiency class: A
- > Degree of protection: IP20
- > Mounting: Recess mounting in drilled hole, or surface mounting with trim ring (sold separately)
- > Drill hole Ø: 58 mm (2 5/16")
- > Supplied with: 1 light with 2000 mm (78 3/4") lead

Loox 12 V drivers see pages 130–131

Loox 24 V drivers see pages 131A–131B

Recess/surface mounted lights

Monochrome, drill hole Ø: 58 mm (2 5/16"), 12 V/24 V

Häfele Loox LED 2094/3094

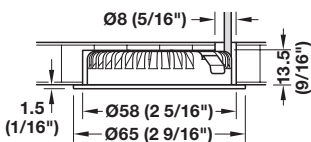
- > LEDs: 6
- > Wattage: 2.5 W

Voltage V	Quantity LEDs	Color temperature K	Wattage W	Luminous flux lm	Luminous efficacy lm/W	Chrome colored	Black	White	Bronze colored	Nickel colored	
5 12 V	LED 2094										
	120	2700	2.5	135	54	833.72.530	833.72.534	833.72.538	833.72.542	833.72.546	
		3000	2.5	150	60	833.72.531	833.72.535	833.72.539	833.72.543	833.72.547	
		4000	2.5	160	64	833.72.532	833.72.536	833.72.540	833.72.544	833.72.549	
		5000	2.5	165	66	833.72.533	833.72.537	833.72.541	833.72.545	833.72.548	
5 24 V	LED 3094										
	120	2700	2.5	140	56	833.75.320	833.75.324	833.75.328	833.75.332	833.75.546	
		3000	2.5	160	64	833.75.321	833.75.325	833.75.329	833.75.333	833.75.547	
		4000	2.5	165	66	833.75.322	833.75.326	833.75.330	833.75.334	833.75.548	
		5000	2.5	175	70	833.75.323	833.75.327	833.75.331	833.75.335	833.75.549	

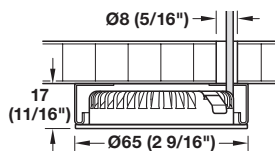


> Surface mounted trim ring, Aluminum

Finish	Item No.
Chrome colored	833.72.809
Black	833.72.806
White	833.72.807
Bronze colored	833.72.808
Nickel colored	833.72.528



Recess mounting



Surface mounting



Dimensional data not binding. Dimensions in mm, inches are approximate. We reserve the right to alter specifications without notice.

Recess/surface mounted lights

Monochrome, drill hole Ø: 26 mm (1"), 12 V



Häfele Loox LED 2022



- > Dimmable: Yes
- > Material: Aluminum
- > Energy efficiency class: A+
- > Degree of protection: IP44 as recess mounted light
IP20 as surface mounted light
- > Number of LEDs: 3
- > Mounting: For mounting in drilled hole, for clamp or screw fixing
- > Drill hole Ø: 26 mm (1")
- > Supplied with: 1 light with 2000 mm (78 3/4") lead

3000 K	4000 K	5000 K		90°	
650 lx	650 lx	650 lx		250 mm	(9 13/16")
163 lx	163 lx	163 lx		500 mm	(19 11/16")
72 lx	72 lx	72 lx		750 mm	(29 1/2")
40 lx	40 lx	40 lx		1000 mm	(39 3/8")

Loox 12 V drivers see pages 130–131
Please order adapter set
833.95.753 separately, see page 122.

Note
The IP44 degree of protection is reduced to IP20
when surface mounting or recess mounting with
through hole.

Note
Designed for use within closet storage spaces.

Voltage	Color temperature	Wattage	Luminous flux	Luminous efficacy	Color rendering index CRI	Weighted energy consumpt.	Silver colored anodized	Polished chrome-plated
V	K	W	lm	lm/W	R _a	kWh/1000 h		
12V	3000	1.5	105	70	82	1.65	833.72.040	833.72.043
	4000	1.5	105	70	87	1.65	833.72.041	833.72.044
	5000	1.5	105	70	88	1.65	833.72.042	833.72.045

Recess/surface mounted lights

Monochrome, drill hole Ø: 26 mm (1"), 12 V



Häfele Loox LED 2022



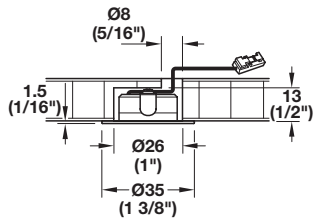
> Surface mounted trim ring, Aluminum

Color	Item No.
Silver colored anodized	833.72.831
Chrome-plated	833.72.830

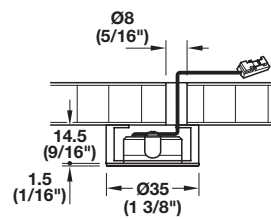


> Surface mounted trim ring, Aluminum

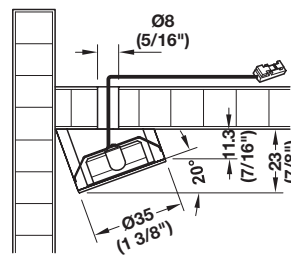
Color	Item No.
Silver colored anodized	833.72.832
Chrome-plated	833.72.833



Recess mounting



Surface mounting



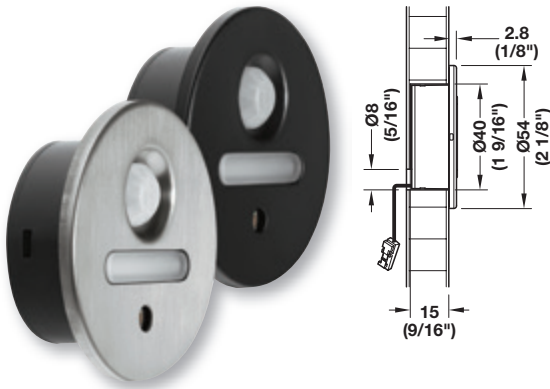
Dimensional data not binding. Dimensions in mm, inches are approximate. We reserve the right to alter specifications without notice.

Recess mounted lights

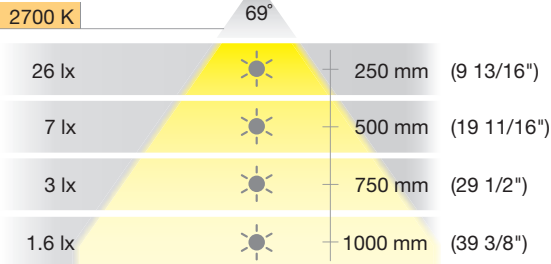
Monochrome, sensor-controlled, drill hole Ø: 40 mm (1 9/16"), 12 V



Häfele Loox LED 2028 - with motion detector



- > Not dimmable
- > Material: Stainless Steel, Plastic
- > Version: With motion detector active from ambient light less than 15 lx
- > Energy efficiency class: A+
- > Degree of protection: IP44
- > Delay time: approx. 2 min.
- > Sensor range: 0–3000 mm (0–9' 10 1/8")
- > Number of LEDs: 3
- > Mounting: For mounting in drilled hole
- > Drill hole Ø: 40 mm (1 9/16")
- > Supplied with: 1 light with 2000 mm (78 3/4") lead, fixing materials



Loox 12 V drivers see pages 130–131
Please order 6-piece adapter set 833.95.753 separately, see page 122.

V	Color temperature K	Wattage W	Luminous flux lm	Luminous efficacy lm/W	Color rendering index CRI R_a	Weighted energy consumpt. kWh/1000 h	Black	Matt
12V	2700	0.3	4	13	90	0.37	833.73.111	833.73.110

Recess mounted lights

Spotlight monochrome, Ø 35 mm (1 3/8"), 12 V

ILLUMINATING



EXTENDING



SWITCHING



NETWORKING



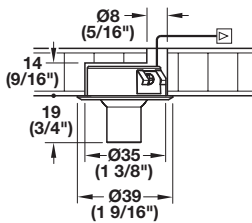

DISTRIBUTING



SUPPLYING



Häfele Loox LED 2093



- > Dimmable: Yes
- > Material/Color: Aluminum
- > Version: Swiveling light head
Powerful spotlight
Metal housing
- > Energy efficiency class: A+
- > Number of LEDs: 1
- > Mounting: For mounting in drilled hole, for clamp fixing
- > Drill hole Ø: 35 mm (1 3/8")
- > Supplied with: 1 light with 2000 mm (78 3/4") lead

Loox 12 V drivers see pages 130–131

Silver colored

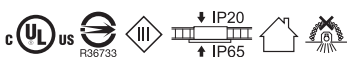
2700 K	3000 K	4000 K	5000 K	24°	
5440 lx	5500 lx	5700 lx	5950 lx		250 mm (9 13/16")
1220 lx	1280 lx	1320 lx	1360 lx		500 mm (19 11/16")
535 lx	568 lx	579 lx	598 lx		750 mm (29 1/2")
290 lx	308 lx	315 lx	327 lx		1000 mm (39 3/8")

Black

2700 K	3000 K	4000 K	5000 K	24°	
5380 lx	5580 lx	5710 lx	5930 lx		250 mm (9 13/16")
1200 lx	1270 lx	1340 lx	1330 lx		500 mm (19 11/16")
522 lx	557 lx	588 lx	580 lx		750 mm (29 1/2")
283 lx	302 lx	322 lx	316 lx		1000 mm (39 3/8")

Voltage V	Color	Color temperature	Wattage	Luminous flux	Luminous efficacy	Color rendering index CRI		Item No.
		K	W	lm	lm/W	R _a	R9	
5 12 V	Silver colored	2700	1.0	70	70	90	>50	833.72.055
		3000	1.0	75	75	90	>50	833.72.056
		4000	1.0	78	78	90	>50	833.72.057
		5000	1.0	80	80	90	>50	833.72.058
	Black	2700	1.0	50	50	90	>50	833.72.075
		3000	1.0	53	53	90	>50	833.72.076
		4000	1.0	56	56	90	>50	833.72.077
		5000	1.0	60	60	90	>50	833.72.078

Dimensional data not binding. Dimensions in mm, inches are approximate. We reserve the right to alter specifications without notice.

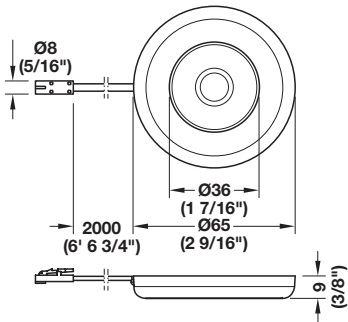


Surface mounted lights

Monochrome, Ø 65 mm (2 9/16"), 12 V



Häfele Loox LED 2027



- > Dimmable: Yes
- > Material/Finish: Aluminum, silver colored, Plastic
- > Diameter: 65 mm (2 9/16")
- > Height: 9 mm (3/8")
- > Energy efficiency class: A+
- > Degree of protection: IP20
- > Number of LEDs: 27
- > Mounting: For screw fixing
- > Supplied with: 1 light with 2000 mm (78 3/4") lead, fixing materials



Loox 12 V drivers see pages 130–131
Please order 6-piece adapter set 833.95.753 separately, see page 122.

3000 K	4000 K	5000 K	117°	
867 lx	884 lx	918 lx		250 mm (9 13/16")
216 lx	221 lx	229 lx		500 mm (19 11/16")
96 lx	98 lx	102 lx		750 mm (29 1/2")
54 lx	55 lx	57 lx		1000 mm (39 3/8")

V	Color temperature K	Wattage W	Luminous flux lm	Luminous efficacy lm/W	Color rendering index CRI R _a	Weighted energy consumpt. kWh/1000 h	Item No.
12V	3000	2.6	190	73	85	2.86	833.72.050
	4000	2.6	208	80	85	2.86	833.72.051
	5000	2.6	218	84	85	2.86	833.72.052

Flexible surface mounted lights

Monochrome with USB, 12 V/24 V

ILLUMINATING

EXTENDING

SWITCHING

NETWORKING

DISTRIBUTING

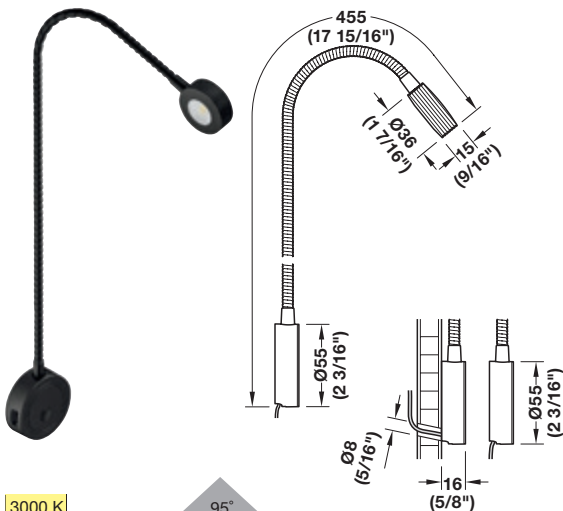
SUPPLYING



Häfele Loox5 LED 2034 / 3034



WITH USB CHARGING STATION



- > Version: Integrated 5 V / 2.5 A USB charging station; push button switch for 2 brightness levels; magnetic cover for base; modular power lead
- > Material: Aluminum
- > L x W x H: 455 x 55 x 15.5 mm (17 15/16" x 2 3/16" x 5/8")
- > Color temperature: 3000 K (warm white)
- > Wattage (including USB): Max. 17 W (light 1.5 W)
- > Luminous flux: 120 lm
- > Luminous efficacy: 80 lm/W
- > Color rendering index Ra: ≥90
- > Mounting: For screw mounting under magnetic cover
- > Supplied with: 1 light, including mounting materials

Order reference
Please order 5A modular lead separately

Loox 12 V drivers see pages 130–131
Loox 24 V drivers see pages 131A–131B
Min. 20 W driver per light for optimum operation of the USB charging station.

3000 K	95°	
845 lx		250 mm (9 13/16")
220 lx		500 mm (19 11/16")
100 lx		750 mm (29 1/2")
60 lx		1000 mm (39 3/8")



Lead, 5 A/18 AWG, with snap-in connector

Voltage V	2.0 meter	1.0 meter
5 12V	833.95.830	833.95.831
5 24V	833.95.835	833.95.836

Voltage V	Black	Chrome-plated
5 12V	833.74.088	833.74.089
5 24V	833.75.088	833.75.089

Dimensional data not binding. Dimensions in mm, inches are approximate. We reserve the right to alter specifications without notice.

Surface mounted lights

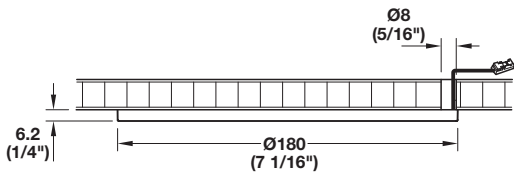
Monochrome, Ø 180 mm (7 1/16"), 24 V



Häfele Loox LED 3023



EXTRA
SLIM



3000 K	4000 K	110°	
1874 lx	2273 lx	250 mm (9 13/16")	
468 lx	568 lx	500 mm (19 11/16")	
208 lx	252 lx	750 mm (29 1/2")	
117 lx	142 lx	1000 mm (39 3/8")	

- > Dimmable: Yes
- > Material/Color: Plastic, silver colored
- > Height: 6.2 mm (1/4")
- > Energy efficiency class: A++
- > Degree of protection: IP20
- > Number of LEDs: 77
- > Mounting: For screw fixing
- > Supplied with: 1 light with 2000 mm (78 3/4") lead, fixing materials



Note

Use only with Loox drivers
Designed for use within closet storage spaces.



Loox 24 V drivers see pages 131A–131B
Please order 6-piece adapter set 833.77.838 separately, see page 122.

Voltage V	Color temperature K	Wattage W	Luminous flux lm	Luminous efficacy lm/W	Color rendering index CRI R _a	Weighted energy consumpt. kWh/1000 h	Item No.
24 V	3000	4.8	362	75	82	5.50	833.77.130
	4000	4.8	408	85	82	5.50	833.77.131

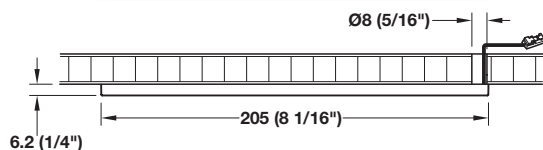

Surface mounted lights

Monochrome, 205 x 205 mm (8 1/16" x 8 1/16"), 24 V

Häfele Loox LED 3025



EXTRA SLIM



- > Dimmable: Yes
- > Material/Color: Plastic, silver colored
- > L x W: 205 x 205 mm (8 1/16" x 8 1/16")
- > Height: 6.2 mm (1/4")
- > Energy efficiency class: A++
- > Degree of protection: IP20
- > Number of LEDs: 70
- > Mounting: For screw fixing
- > Supplied with: 1 light with 2000 mm (78 3/4") lead, fixing materials

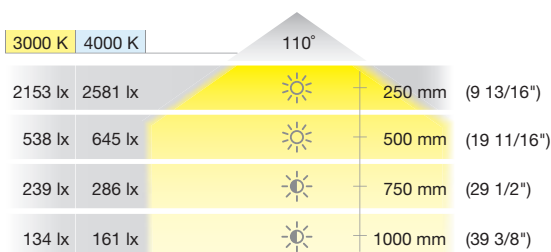


Note

Use only with Loox drivers
Designed for use within closet storage spaces.



Loox 24 V drivers see pages 131A–131B
Please order 6-piece adapter set 833.77.838 separately, see page 122.



Voltage	Color temperature	Wattage	Luminous flux	Luminous efficacy	Color rendering index CRI	Weighted energy consumpt.	Item No.
V	K	W	lm	lm/W	R _a	kWh/1000 h	
24 V	3000	5.8	430	74	82	7.15	833.77.120
	4000	5.8	530	91	82	7.15	833.77.121

Dimensional data not binding. Dimensions in mm, inches are approximate. We reserve the right to alter specifications without notice.

Surface mounted lights

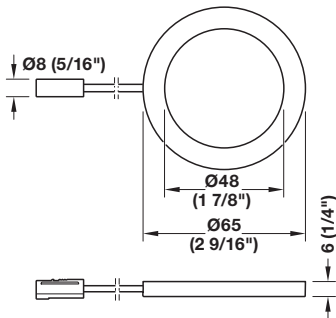
Monochrome, Ø 65 mm (2 9/16")



Häfele Loox LED 2050/3035



EXTRA
SLIM
6 mm
(1/4")



Equipped with high-quality Samsung® LEDs

- > Dimmable: Yes
- > Material/Color: Plastic, silver colored
- > Diameter: 65 mm (2 9/16")
- > Height: 6 mm (1/4")
- > Life time L80/B10: 30,000 h
- > Degree of protection: IP20
- > Mounting: For screw fixing
- > Supplied with: 1 light with 2000 mm (78 3/4") lead, including fixing materials



Note

Designed for use within closet storage spaces.



Loox 12 V drivers see pages 130–131A

Loox 24 V drivers see pages 131A–131B

2700 K	3000 K	4000 K	5000 K	105°	
745 lx	745 lx	800 lx	800 lx		250 mm (9 13/16")
210 lx	210 lx	225 lx	225 lx		500 mm (19 11/16")
100 lx	100 lx	105 lx	105 lx		750 mm (29 1/2")
55 lx	55 lx	60 lx	60 lx		1000 mm (39 3/8")

LED 2050

2700 K	3000 K	4000 K	5000 K	105°	
715 lx	71 lx	765 lx	765 lx		250 mm (9 13/16")
200 lx	200 lx	215 lx	215 lx		500 mm (19 11/16")
100 lx	100 lx	105 lx	105 lx		750 mm (29 1/2")
55 lx	55 lx	60 lx	65 lx		1000 mm (39 3/8")

LED 3035

67A / Illuminating

Surface mounted lights

Monochrome, Ø 65 mm (2 9/16")

Häfele Loox LED 2050/3035

Voltage V	Number of LEDs	Color temperature K	Wattage W	Luminous flux lm	Luminous efficacy lm/W	Color rendering index CRI R _a R ₉		Item No.
Häfele Loox LED 2050								
5 12V	9	2700	2.5	140	56	>90	>50	833.74.230
		3000	2.5	140	56	>90	>50	833.74.231
		4000	2.5	150	60	>90	>50	833.74.232
		5000	2.5	150	60	>90	>50	833.74.233
Häfele Loox LED 3035								
5 24V	7	2700	2.5	140	56	>90	>50	833.77.250
		3000	2.5	140	56	>90	>50	833.77.251
		4000	2.5	150	60	>90	>50	833.77.252
		5000	2.5	150	60	>90	>50	833.77.253



Dimensional data not binding. Dimensions in mm, inches are approximate. We reserve the right to alter specifications without notice.

Surface mounted lights

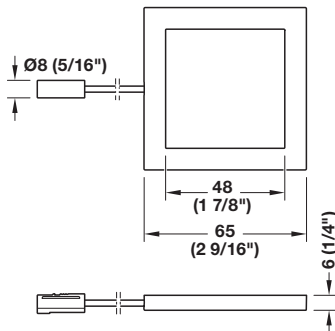
Monochrome, 65 x 65 mm (2 9/16" x 2 9/16")



Häfele Loox LED 2051/3036



EXTRA
SLIM
6 mm
(1/4")



Equipped with high-quality Samsung® LEDs

- > Dimmable: Yes
- > Material/Color: Plastic, silver colored
- > L x W: 65 x 65 mm (2 9/16" x 2 9/16")
- > Height: 6 mm (1/4")
- > Life time L80/B10: 30,000 h
- > Degree of protection: IP20
- > Mounting: For screw fixing
- > Supplied with: 1 light with 2000 mm (78 3/4") lead, fixing materials



Note

Designed for use within closet storage spaces.



Loox 12 V drivers see pages 130–131

Loox 24 V drivers see pages 131A–131B

2700 K 3000 K 4000 K 5000 K				105°	
710 lx	735 lx	785 lx	785 lx		250 mm (9 13/16")
200 lx	210 lx	225 lx	225 lx		500 mm (19 11/16")
95 lx	100 lx	105 lx	105 lx		750 mm (29 1/2")
55 lx	55 lx	60 lx	60 lx		1000 mm (39 3/8")

LED 2051

2700 K 3000 K 4000 K 5000 K				105°	
795 lx	825 lx	880 lx	880 lx		250 mm (9 13/16")
216 lx	225 lx	240 lx	240 lx		500 mm (19 11/16")
95 lx	100 lx	105 lx	105 lx		750 mm (29 1/2")
55 lx	55 lx	60 lx	65 lx		1000 mm (39 3/8")

LED 3036

Surface mounted lights

Monochrome, 65 x 65 mm (2 9/16" x 2 9/16")

Häfele Loox LED 2051/3036

Voltage V	Number of LEDs	Color temperature K	Wattage W	Luminous flux lm	Luminous efficacy lm/W	Color rendering index CRI R _a R ₉		Item No.
Häfele Loox LED 2051								
5 12V	9	2700	2.5	140	56	>90	>50	833.74.240
		3000	2.5	145	58	>90	>50	833.74.241
		4000	2.5	155	62	>90	>50	833.74.242
		5000	2.5	155	62	>90	>50	833.74.243
Häfele Loox LED 3036								
5 24V	7	2700	2.5	140	56	>90	>50	833.77.260
		3000	2.5	145	58	>90	>50	833.77.261
		4000	2.5	155	62	>90	>50	833.77.262
		5000	2.5	155	62	>90	>50	833.77.263



Dimensional data not binding. Dimensions in mm, inches are approximate. We reserve the right to alter specifications without notice.

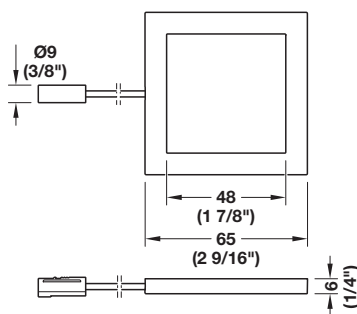
Surface mounted lights

RGB, 65 x 65 mm (2 9/16" x 2 9/16"), 12 V/24 V

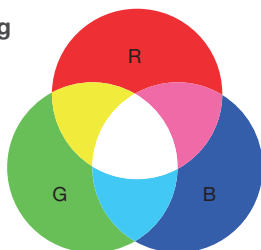
Häfele Loox5 LED 2081 / 3081



EXTRA
SLIM
6 mm
(1/4")



Color mixing



- > Material: Plastic
- > L x W: 65 x 65 mm (2 9/16" x 2 9/16")
- > Height: 6 mm (1/4")
- > Degree of protection: IP20
- > Refraction angle: 115°
- > Mounting: For screw fixing
- > Supplied with: 1 light with 2000 mm (78 3/4") lead, fixing materials



Loox 12 V drivers see pages 130–131

Loox 24 V drivers see pages 131A–131B



Color control only via 6-way distributor Häfele Connect Mesh with RGB adapter and remote control or smartphone. Please order separately, see Networking, page 96.

RGB lights

- > Mix any combination of intensive light colors
- > Creative decorative effects
- > Create an invigorating or relaxing atmosphere

Voltage V	Number of LEDs	Color temp. K	Wattage W	Luminous flux lm	Luminous efficacy lm/W	Weighted energy consumpt. kWh/1000 h	Item No.
5 ^{12V}	Häfele Loox5 LED 2081						
	6	RGB	0.7	20	29	0.77	833.74.127
5 ^{24V}	Häfele Loox5 LED 3081						
	6	RGB	0.7	20	29	0.77	833.77.230

Lighted wardrobe tubes

Elite wardrobe tubes, 6 finishes, 12 V

ILLUMINATING

EXTENDING


SWITCHING

NETWORKING

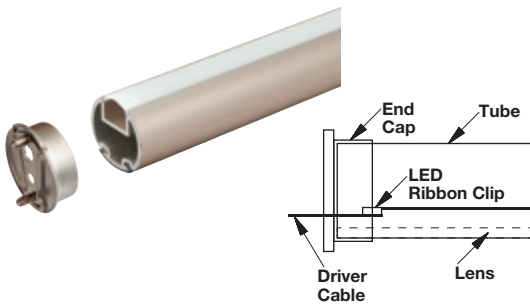

DISTRIBUTING

SUPPLYING

Profile 5111 with Loox LED 2065



IP20



- > CRI 90 lights are Title 24 compliant
- > CRI 90 lights offer more vibrant, true color rendering than lower CRI products
- > A great way to brighten up your closet space
- > 2 color temperatures available
- > 6 finishes to choose from
- > Comes ready to install
- > Tube is cut 6 mm (1/4") shorter than nominal size to allow room for end caps and driver cable exit
- > Degree of protection: IP20

Note
Position cable around and out of tube between lens and end cap or through end cap exit hole.
Designed for use within closet storage spaces.

Loox 12 V drivers see pages 130–131

3000 K		4000 K		120°	
1090 lx	1120 lx		250 mm	(9 13/16")	
455 lx	460 lx		500 mm	(19 11/16")	
245 lx	260 lx		750 mm	(29 1/2")	
150 lx	155 lx		1000 mm	(39 3/8")	

Light Color (K)	3000 (warm white)				4000 (cool white)			
	833.96.020	833.96.021	833.96.022	833.96.023	833.96.024	833.96.025	833.96.026	833.96.027
Matt aluminum	833.96.020	833.96.021	833.96.022	833.96.023	833.96.024	833.96.025	833.96.026	833.96.027
Polished chrome	833.96.028	833.96.029	833.96.030	833.96.031	833.96.032	833.96.033	833.96.034	833.96.035
Matt nickel	833.96.036	833.96.037	833.96.038	833.96.039	833.96.040	833.96.041	833.96.042	833.96.043
Black	833.96.100	833.96.101	833.96.102	833.96.103	833.96.104	833.96.105	833.96.106	833.96.107
Matt gold	833.96.052	833.96.053	833.96.054	833.96.055	833.96.056	833.96.057	833.96.058	833.96.059
Slate	833.96.060	833.96.061	833.96.062	833.96.063	833.96.064	833.96.065	833.96.066	833.96.067
Length	457 (18")	610 (24")	762 (30")	915 (36")	457 (18")	610 (24")	762 (30")	915 (36")
Wattage	2.2	2.9	3.7	4.4	2.2	2.9	3.7	4.4
Lumen	213	283	354	425	224	299	373	448
CRI	90*							
Material	Aluminum							
Supplied with	Tube, lens, Loox5 2065 flexible strip light, 2000 mm (78 3/4") driver cable, 2 end caps							

Dimensional data not binding. Dimensions in mm, inches are approximate. We reserve the right to alter specifications without notice.

Wireless Adjustable Shelf Lighting System



- > System allows lighting to be easily integrated into adjustable and fixed shelving in closets and cabinetry without complicated cable management
- > The height of adjustable shelves can easily be changed without concern of wiring connections
- > Engineered for efficient manufacturing and installation

How it works

Bus bars

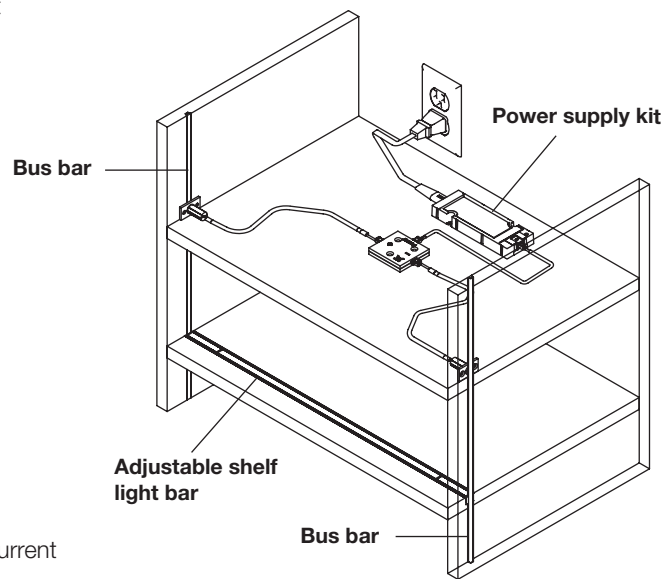
- > Specially designed brushed aluminum Bus bars are inserted into narrow vertical channels, on the side panels of each cabinet or closet section
- > Thin Bus bar design allows for two Bus bars to be applied back-to-back in a single panel
- > Optional drill bit made specifically for the Bus bar channel is available

Power supply kit

- > Connects to a Loox driver to deliver a low voltage current to the Bus bars
- > Easily installed either on the top or bottom of the cabinet

Adjustable shelf light bars

- > Built with spring loaded contact assembly transferring the current from the Bus bar to the light bar, which is routed into the underside of the shelf
- > Customers can order standard or custom length light bars
- > Custom length light bars ship within 10 days from when the order is received

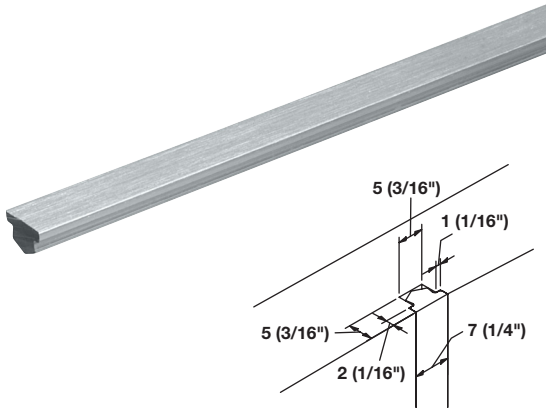


Inverted view

Wireless Adjustable Shelf Lighting System



Bus bars for adjustable shelf light system



- > Material/Color: Aluminum, brushed anodized
- > L x W x H: 2337 x 7 x 4.6 mm (92" x 9/32" x 3/16")
- > Supplied with: 20 pcs.


	Item No.
	833.74.996

! 2 Bus bars are needed for each adjustable shelf light bar.

+ Bus bar router bit

Description	Item No.
8 mm shank	001.25.920
1/4" shank	001.25.921

Power supply kit

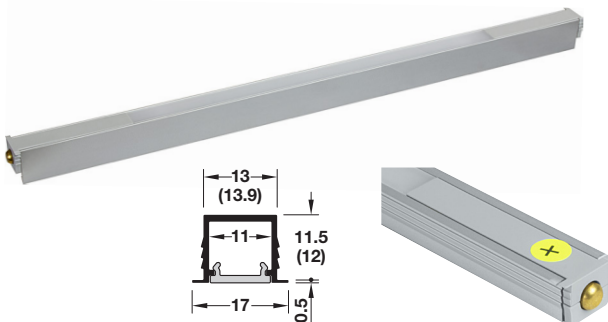


- > Supplied with: 1 splice block with clips
- 2 spring loaded contact connectors with 500 mm (19 11/16") cable and modular clips
- 2 mounting brackets
- 1 modular power cable, 1 m (39 3/8")
- Mounting screws

	Item No.
	833.88.986

! Please order drivers and controls separately.

Profile 1103 with spring-loaded contact connectors



- > Delivered ready to install into routed shelf channel
- > No cables or leads required
- > Light bars are UL Certified
- > CRI 90 lights are Title 24 compliant
- > Lifetime: 50,000 hrs

! For custom length light bars, please contact Häfele Service+ team: 888.437.7477 / email: projects@hafele.us

Voltage	LED family	Light intensity	Wattage W/m	Color temp. (Kelvin)	Light bar length			
					18"	24"	30"	36"
12 V	LED 2065	Medium	4.8	3000K	833.88.978	833.88.979	833.88.980	833.88.981
				4000K	833.88.982	833.88.983	833.88.984	833.88.985
24 V	LED 2068	High	9.6	3000K	833.88.970	833.88.971	833.88.972	833.88.973
				4000K	833.88.974	833.88.975	833.88.976	833.88.977
Supplied with	1 light bar							

Dimensional data not binding. Dimensions in mm, inches are approximate. We reserve the right to alter specifications without notice.




Surface mounted light bars

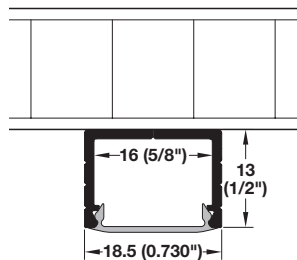
With inline dimmer switch, 12 V, linkable



Profile 2191 with Loox LED 2068



Inline dimmer switch

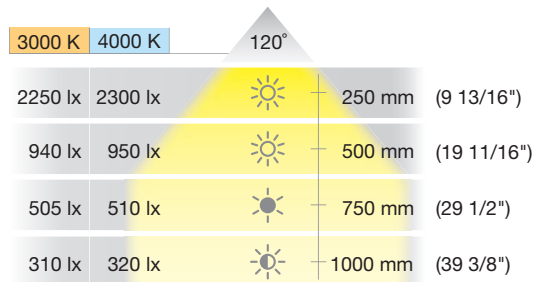


- > CRI 90 lights are Title 24 compliant
- > Life time: 50,000 hours
- > Supplied ready to install
- > Optimal lengths for installing under your wall cabinets to brighten up your countertop workspace
- > Linkable to other light bars see page 71

Loox 12 V drivers see pages 130–131

Note
Designed for use within closet storage spaces.

- Components**
- > Profile: 2191 - see page 36.
 - > LED strip: 2068 - see page 10.
 - > Mounting brackets: see page 36.
 - > Inline touch dimmer: 833.95.751



Light Color (K)	3000 (warm white)				4000 (cool white)			
	Lumen per watt 101				104			
Item No.	833.88.733	833.88.730	833.88.732	833.88.731	833.88.734	833.88.740	833.88.737	833.88.735
Length	229 (9")	381 (15")	457 (18")	533 (21")	229 (9")	381 (15")	457 (18")	533 (21")
Wattage	1.4	2.9	3.6	4.3	1.4	2.9	3.6	4.3
LEDs	18	36	45	54	18	36	45	54
Lumen	146	291	364	437	150	300	375	450
Item No.	833.88.729	833.88.739	833.88.738	–	833.88.736	833.88.741	833.88.742	–
Length	686 (27")	832 (33")	1143 (45")	–	686 (27")	832 (33")	1143 (45")	–
Wattage	5.8	6.5	10.1	–	5.8	7.2	10.1	–
LEDs	72	81	126	–	72	90	126	–
Lumen	582	655	1019	–	582	750	1050	–
Material	Aluminum; Lens: Plastic, opal							
Supplied with	2000 mm (78 3/4") driver connection cable with integrated switch, 100 mm (4") female mini driver cable, mounting brackets							

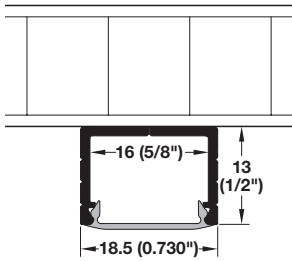
Dimensional data not binding. Dimensions in mm, inches are approximate. We reserve the right to alter specifications without notice.

Surface mounted light bars

With linkable cable, 12 V



Profile 2191 with Loox LED 2068



3000 K	4000 K	120°	
2250 lx	2300 lx		250 mm (9 13/16")
940 lx	950 lx		500 mm (19 11/16")
505 lx	510 lx		750 mm (29 1/2")
310 lx	320 lx		1000 mm (39 3/8")

- > CRI 90 light are Title 24 compliant and offer more vibrant, true color rendering than lower CRI products
- > Life time: 50,000 hours
- > Supplied ready to install
- > Optimal lengths for installing under your wall cabinets to brighten up your countertop workspace
- > Linkable to other light bars see page 70

Loox 12 V drivers see pages 130–131

Note
Designed for use within closet storage spaces.

- Components**
- > Profile: 2191 - see page 36.
 - > LED strip: 2068 - see page 10.
 - > Mounting brackets: see page 36.
 - > Lead cables: 100 mm (4") male and female

Light Color (K)	3000 (warm white)				4000 (cool white)			
	101				104			
Lumen per watt	101				104			
Item No.	833.88.700	833.88.701	833.88.702	833.88.703	833.88.714	833.88.715	833.88.716	833.88.717
Length	152 (6")	229 (9")	305 (12")	381 (15")	152 (6")	229 (9")	305 (12")	381 (15")
Wattage	1.0	1.7	2.4	3.1	1.0	1.7	2.4	3.1
LEDs	12	21	30	39	12	21	30	39
Lumen	97	170	243	315	100	175	250	325
Item No.	833.88.704	833.88.705	833.88.706	833.88.707	833.88.718	833.88.719	833.88.720	833.88.721
Length	457 (18")	533 (21")	610 (24")	686 (27")	457 (18")	533 (21")	610 (24")	686 (27")
Wattage	3.8	4.6	5.3	6.0	3.8	4.6	5.3	6.0
LEDs	48	57	66	75	48	57	66	75
Lumen	388	461	534	606	400	475	550	625
Item No.	833.88.708	833.88.709	833.88.710	833.88.711	833.88.722	833.88.723	833.88.724	833.88.725
Length	762 (30")	832 (33")	915 (36")	991 (39")	762 (30")	832 (33")	915 (36")	991 (39")
Wattage	6.7	7.4	8.2	8.9	6.7	7.4	8.2	8.9
LEDs	84	93	102	111	84	93	102	111
Lumen	679	752	825	897	700	775	850	925
Item No.	833.88.712		833.88.713		833.88.726		833.88.727	
Length	1067 (42")		1143 (45")		1067 (42")		1143 (45")	
Wattage	9.6		10.3		9.6		10.3	
LEDs	120		129		120		129	
Lumen	970		1043		1000		1075	
CRI	90*							
Material	Aluminum; Lens: Plastic, opal							
Supplied with	100 mm (4") male mini driver cable, 100 mm (4") female mini driver cable, mounting brackets							

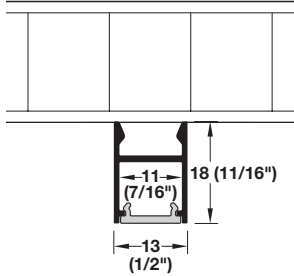
Dimensional data not binding. Dimensions in mm, inches are approximate. We reserve the right to alter specifications without notice.

Surface mounted light bars

With inline dimmer switch, 12 V, linkable



Profile 2103 with Loox LED 2068



Inline dimmer switch is concealed below the diffuser.

- > CRI 90 lights are Title 24 compliant
- > Life time: 50,000 hours
- > Supplied ready to install
- > Optimal lengths for installing under your wall cabinets to brighten up your countertop workspace
- > Linkable to other light bars see page 73



Loox 12 V drivers see pages 130–131

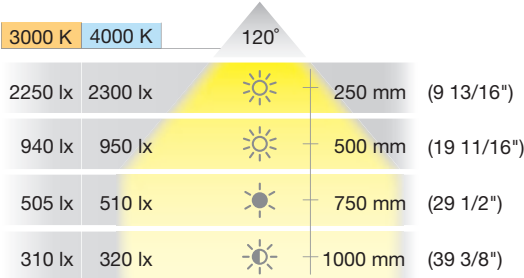


Note

Designed for use within closet storage spaces.

Components

- > Profile: 2103 - see page 34.
- > LED strip: 2068 - see page 10.
- > Mounting brackets: see page 36.
- > Inline touch dimmer: 833.89.281 - see page 87.



Light Color (K)	3000 (warm white)				4000 (cool white)			
	101				104			
Lumen per watt	833.70.647	833.70.648	833.70.649	833.70.650	833.70.661	833.70.662	833.70.663	833.70.664
Item No.								
Length	152 (6")	229 (9")	305 (12")	381 (15")	152 (6")	229 (9")	305 (12")	381 (15")
Wattage	0.7	1.4	2.2	2.9	0.7	1.4	2.2	2.9
LEDs	9	18	27	36	9	18	27	36
Lumen	73	146	218	291	75	150	225	300
Item No.	833.70.651	833.70.652	833.70.653	833.70.654	833.70.665	833.70.666	833.70.667	833.70.668
Length	457 (18")	533 (21")	610 (24")	686 (27")	457 (18")	533 (21")	610 (24")	686 (27")
Wattage	3.6	4.3	5	5.8	3.6	4.3	5	5.8
LEDs	45	54	63	72	45	54	63	72
Lumen	364	437	509	582	375	450	525	600
Item No.	833.70.655	833.70.656	833.70.657	833.70.658	833.70.669	833.70.670	833.70.671	833.70.672
Length	762 (30")	832 (33")	915 (36")	991 (39")	762 (30")	832 (33")	915 (36")	991 (39")
Wattage	6.5	7.2	7.9	8.6	6.5	7.2	7.9	8.6
LEDs	81	90	99	108	81	90	99	108
Lumen	655	728	800	873	675	750	825	900
Item No.	833.70.659		833.70.660		833.70.673		833.70.674	
Length	1067 (42")		1143 (45")		1067 (42")		1143 (45")	
Wattage	9.4		10.1		9.4		10.1	
LEDs	117		126		117		126	
Lumen	946		1019		975		1050	
CRI	90*							
Material	Aluminum; Lens: Plastic, opal							
Supplied with	2000 mm (78 3/4") driver connection cable with integrated switch, 100 mm (4") female mini driver cable, mounting brackets							

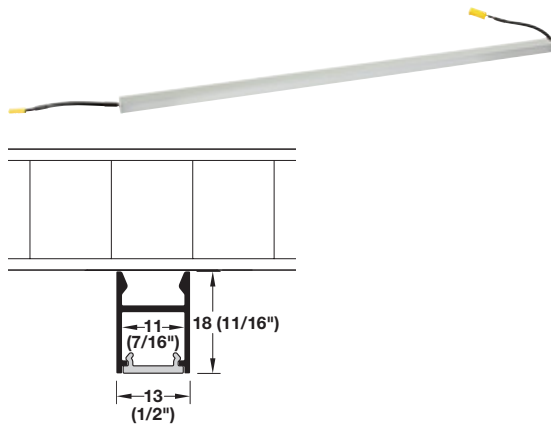
Dimensional data not binding. Dimensions in mm, inches are approximate. We reserve the right to alter specifications without notice.



Surface mounted light bars

With linkable cable, 12 V

Profile 2103 with Loox LED 2068



- > CRI 90 light are Title 24 compliant and offer more vibrant, true color rendering than lower CRI products
- > Life time: 50,000 hours
- > Supplied ready to install
- > Optimal lengths for installing under your wall cabinets to brighten up your countertop workspace
- > Linkable to other light bars see page 72

Loox 12 V drivers see pages 130–131

Note
Designed for use within closet storage spaces.

Components

- > Profile: 2103 - see page 34.
- > LED strip: 2068 - see page 10.
- > Mounting brackets: see page 36.
- > Lead cables: 100 mm (4") male and female

3000 K	4000 K	120°		
2250 lx	2300 lx		250 mm	(9 13/16")
940 lx	950 lx		500 mm	(19 11/16")
505 lx	510 lx		750 mm	(29 1/2")
310 lx	320 lx		1000 mm	(39 3/8")

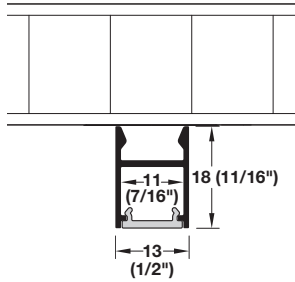
Light Color (K)	3000 (warm white)				4000 (cool white)			
	101				104			
Lumen per watt	101				104			
Item No.	833.70.818	833.70.819	833.70.820	833.70.821	833.70.832	833.70.833	833.70.834	833.70.835
Length	152 (6")	229 (9")	305 (12")	381 (15")	152 (6")	229 (9")	305 (12")	381 (15")
Wattage	1.0	1.7	2.4	3.1	1.0	1.7	2.4	3.1
LEDs	12	21	30	39	12	21	30	39
Lumen	97	170	243	315	100	175	250	325
Item No.	833.70.822	833.70.823	833.70.824	833.70.825	833.70.836	833.70.837	833.70.838	833.70.839
Length	457 (18")	533 (21")	610 (24")	686 (27")	457 (18")	533 (21")	610 (24")	686 (27")
Wattage	3.8	4.6	5.3	6.0	3.8	4.6	5.3	6.0
LEDs	48	57	66	75	48	57	66	75
Lumen	388	461	534	606	400	475	550	625
Item No.	833.70.826	833.70.827	833.70.828	833.70.829	833.70.840	833.70.841	833.70.842	833.70.843
Length	762 (30")	832 (33")	915 (36")	991 (39")	762 (30")	832 (33")	915 (36")	991 (39")
Wattage	6.7	7.4	8.2	8.9	6.7	7.4	8.2	8.9
LEDs	84	93	102	111	84	93	102	111
Lumen	679	752	825	897	700	775	850	925
Item No.	833.70.830		833.70.831		833.70.844		833.70.845	
Length	1067 (42")		1143 (45")		1067 (42")		1143 (45")	
Wattage	9.6		10.3		9.6		10.3	
LEDs	120		129		120		129	
Lumen	970		1043		1000		1075	
CRI	90*							
Material	Aluminum; Lens: Plastic, opal							
Supplied with	100 mm (4") male mini driver cable, 100 mm (4") female mini driver cable, mounting brackets							

Dimensional data not binding. Dimensions in mm, inches are approximate. We reserve the right to alter specifications without notice.

Surface mounted light bars

With linkable cable, 24 V

Profile 2103 with Loox LED 3087 multi-white 2-wire



- > CRI 90 light are Title 24 compliant and offer more vibrant, true color rendering than lower CRI products
- > Life time: 50,000 hours
- > Supplied ready to install
- > Optimal lengths for installing under your wall cabinets to brighten up your countertop workspace
- > Linkable to other light bars



Loox 24 V drivers see pages 131A–131B



Note

Designed for use within closet storage spaces.

Components

- > Profile: 2103 - see page 34.
- > Mounting brackets: see page 35.
- > Lead cable: 100 mm (4") male and female

Material/Finish: Aluminum, silver; Lens: Plastic, opal

Light Color (K)	Multi-white 2700-5000							
Item No.	833.88.900	833.88.901	833.88.902	833.88.903	833.88.904	833.88.905	833.88.906	833.88.907
Length	229 (9")	305 (12")	381 (15")	457 (18")	533 (21")	610 (24")	686 (27")	762 (30")
Wattage	1.7	2.9	3.2	3.9	4.6	5.8	6.1	7.3
LEDs	21	30	39	48	57	66	75	84
Item No.	833.88.908	833.88.909	833.88.910	833.88.911	833.88.912	-	-	-
Length	832 (33")	915 (36")	991 (39")	1067 (42")	1143 (45")	-	-	-
Wattage	7.6	8.8	9	10.2	10.5	-	-	-
LEDs	93	102	111	120	129	-	-	-
CRI	>90							
Supplied with	100 mm (4") male lead, 100 mm (4") female lead, mounting brackets							

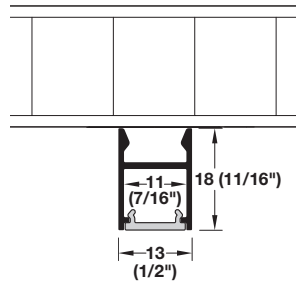
Material/Finish: Aluminum, black; Lens: Plastic, opal

Light Color (K)	Multi-white 2700-5000							
Item No.	833.88.919	833.88.920	833.88.921	833.88.922	833.88.923	833.88.924	833.88.925	833.88.926
Length	229 (9")	305 (12")	381 (15")	457 (18")	533 (21")	610 (24")	686 (27")	762 (30")
Wattage	1.7	2.9	3.2	3.9	4.6	5.8	6.1	7.3
LEDs	21	30	39	48	57	66	75	84
Item No.	833.88.927	833.88.928	833.88.929	833.88.930	833.88.931	-	-	-
Length	832 (33")	915 (36")	991 (39")	1067 (42")	1143 (45")	-	-	-
Wattage	7.6	8.8	9	10.2	10.5	-	-	-
LEDs	93	102	111	120	129	-	-	-
CRI	>90							
Supplied with	100 mm (4") male lead, 100 mm (4") female lead, mounting brackets							

Surface mounted light bars

With cable, 24 V

Profile 2103 with Loox LED 3087 multi-white 2-wire



- > CRI 90 light are Title 24 compliant and offer more vibrant, true color rendering than lower CRI products
- > Life time: 50,000 hours
- > Supplied ready to install
- > Optimal lengths for installing under your wall cabinets to brighten up your countertop workspace
- > Linkable to other light bars



Loox 24 V drivers see pages 131A–131B



Note
Designed for use within closet storage spaces.

Components

- > Profile: 2103 - see page 34.
- > Mounting brackets: see page 35.
- > Lead cable: 2 m (78 3/8") male

Material/Finish: Aluminum, silver; Lens: Plastic, opal

Light Color (K)	Multi-white 2700-5000		
Item No.	833.88.913	833.88.914	833.88.915
Length	1524 (60")	1676 (66")	1829 (72")
Wattage	13.9	15.4	16.8
LEDs	174	192	210
Item No.	833.88.916	833.88.917	833.88.918
Length	1981 (78")	2134 (84")	2286 (90")
Wattage	18.2	19.7	21.1
LEDs	228	246	264
CRI	>90		
Supplied with	2 m (78 3/8") lead, mounting brackets		

Material/Finish: Aluminum, black; Lens: Plastic, opal

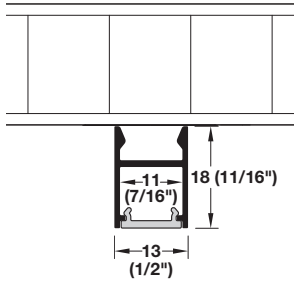
Light Color (K)	Multi-white 2700-5000		
Item No.	833.88.932	833.88.933	833.88.934
Length	1524 (60")	1676 (66")	1829 (72")
Wattage	13.9	15.4	16.8
LEDs	174	192	210
Item No.	833.88.935	833.88.936	833.88.937
Length	1981 (78")	2134 (84")	2286 (90")
Wattage	18.2	19.7	21.1
LEDs	228	246	264
CRI	>90		
Supplied with	2 m (78 3/8") lead, mounting brackets		

Dimensional data not binding. Dimensions in mm, inches are approximate. We reserve the right to alter specifications without notice.

Surface mounted light bars

With linkable cable, 24 V

Profile 2103 with Loox LED 3045



- > CRI 90 light are Title 24 compliant and offer more vibrant, true color rendering than lower CRI products
- > Life time: 50,000 hours
- > Supplied ready to install
- > Optimal lengths for installing under your wall cabinets to brighten up your countertop workspace
- > Linkable to other light bars



Loox 24 V drivers see pages 131A–131B



Note

Designed for use within closet storage spaces.

Components

- > Profile: 2103 - see page 34.
- > LED strip: 3045 - see page 13.
- > Mounting brackets: see page 35.
- > Lead cable: 100 mm (4") male and female

Material/Finish: Aluminum, silver; Lens: Plastic, opal

Light Color (K)	3000							
Item No.	833.70.885	833.70.886	833.70.887	833.70.888	833.70.889	833.70.890	833.70.891	833.70.892
Length	152 (6")	229 (9")	305 (12")	381 (15")	457 (18")	533 (21")	610 (24")	686 (27")
Wattage	1.0	1.7	2.9	3.2	3.9	4.6	5.8	6.1
LEDs	12	21	30	39	48	57	66	75
Item No.	833.70.893	833.70.894	833.70.895	833.70.896	833.70.897	833.70.898	–	–
Length	762 (30")	832 (33")	915 (36")	991 (39")	1067 (42")	1143 (45")	–	–
Wattage	7.3	7.6	8.8	9.0	10.2	10.5	–	–
LEDs	84	93	102	111	120	129	–	–
CRI	>90							
Supplied with	100 mm (4") male lead, 100 mm (4") female lead, mounting brackets							

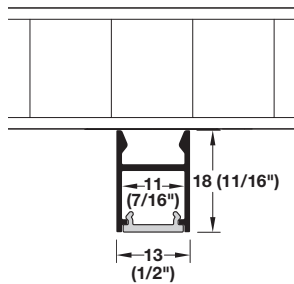
Material/Finish: Aluminum, silver; Lens: Plastic, opal

Light Color (K)	4000							
Item No.	833.70.899	833.70.900	833.70.901	833.70.902	833.70.903	833.70.904	833.70.905	833.70.906
Length	152 (6")	229 (9")	305 (12")	381 (15")	457 (18")	533 (21")	610 (24")	686 (27")
Wattage	1.0	1.7	2.9	3.2	3.9	4.6	5.8	6.1
LEDs	12	21	30	39	48	57	66	75
Item No.	833.70.907	833.70.908	833.70.909	833.70.910	833.70.911	833.70.912	–	–
Length	762 (30")	832 (33")	915 (36")	991 (39")	1067 (42")	1143 (45")	–	–
Wattage	7.3	7.6	8.8	9.0	10.2	10.5	–	–
LEDs	84	93	102	111	120	129	–	–
CRI	>90							
Supplied with	100 mm (4") male lead, 100 mm (4") female lead, mounting brackets							

Surface mounted light bars

With linkable cable, 24 V

Profile 2103 with Loox LED 3045



- > CRI 90 light are Title 24 compliant and offer more vibrant, true color rendering than lower CRI products
- > Life time: 50,000 hours
- > Supplied ready to install
- > Optimal lengths for installing under your wall cabinets to brighten up your countertop workspace
- > Linkable to other light bars



Loox 24 V drivers see pages 131A–131B



Note

Designed for use within closet storage spaces.

Components

- > Profile: 2103 - see page 34.
- > LED strip: 3045 - see page 13.
- > Mounting brackets: see page 35.
- > Lead cable: 100 mm (4") male and female

Material/Finish: Aluminum, black; Lens: Plastic, opal

Light Color (K)	3000							
Item No.	833.70.913	833.70.914	833.70.915	833.70.916	833.70.917	833.70.918	833.70.919	833.70.920
Length	152 (6")	229 (9")	305 (12")	381 (15")	457 (18")	533 (21")	610 (24")	686 (27")
Wattage	1.0	1.7	2.9	3.2	3.9	4.6	5.8	6.1
LEDs	12	21	30	39	48	57	66	75
Item No.	833.70.921	833.70.922	833.70.923	833.70.924	833.70.925	833.70.926	-	-
Length	762 (30")	832 (33")	915 (36")	991 (39")	1067 (42")	1143 (45")	-	-
Wattage	7.3	7.6	8.8	9.0	10.2	10.5	-	-
LEDs	84	93	102	111	120	129	-	-
CRI	>90							
Supplied with	100 mm (4") male lead, 100 mm (4") female lead, mounting brackets							

Material/Finish: Aluminum, black; Lens: Plastic, opal

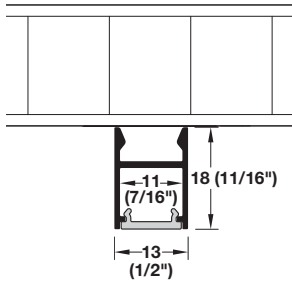
Light Color (K)	4000							
Item No.	833.70.927	833.70.928	833.70.929	833.70.930	833.70.931	833.70.932	833.70.933	833.70.934
Length	152 (6")	229 (9")	305 (12")	381 (15")	457 (18")	533 (21")	610 (24")	686 (27")
Wattage	1.0	1.7	2.9	3.2	3.9	4.6	5.8	6.1
LEDs	12	21	30	39	48	57	66	75
Item No.	833.70.935	833.70.936	833.70.937	833.70.938	833.70.939	833.70.940	-	-
Length	762 (30")	832 (33")	915 (36")	991 (39")	1067 (42")	1143 (45")	-	-
Wattage	7.3	7.6	8.8	9.0	10.2	10.5	-	-
LEDs	84	93	102	111	120	129	-	-
CRI	>90							
Supplied with	100 mm (4") male lead, 100 mm (4") female lead, mounting brackets							

Dimensional data not binding. Dimensions in mm, inches are approximate. We reserve the right to alter specifications without notice.

Surface mounted light bars

With inline switch, 24 V

Profile 2103 with Loox LED 3045



- > CRI 90 light are Title 24 compliant and offer more vibrant, true color rendering than lower CRI products
- > Life time: 50,000 hours
- > Supplied ready to install
- > Optimal lengths for installing under your wall cabinets to brighten up your countertop workspace
- > Linkable to other light bars



Loox 24 V drivers see pages 131A–131B



Note

Designed for use within closet storage spaces.

Components

- > Profile: 2103 - see page 34.
- > LED strip: 3045 - see page 13.
- > Mounting brackets: see page 35.
- > Lead cable: 100 mm (4") male and female 833.89.291

Material/Finish: Aluminum, silver; Lens: Plastic, opal

Light Color (K)	3000						
Item No.	833.70.942	833.70.943	833.70.944	833.70.945	833.70.946	833.70.947	833.70.948
Length	229 (9")	305 (12")	381 (15")	457 (18")	533 (21")	610 (24")	686 (27")
Wattage	1.7	2.9	3.2	3.9	4.6	5.8	6.1
LEDs	21	30	39	48	57	66	75
Item No.	833.70.949	833.70.950	833.70.951	833.70.952	833.70.953	833.70.954	-
Length	762 (30")	832 (33")	915 (36")	991 (39")	1067 (42")	1143 (45")	-
Wattage	7.3	7.6	8.8	9.0	10.2	10.5	-
LEDs	84	93	102	111	120	129	-
CRI	>90						
Supplied with	2 m (78 3/4") modular lead, inline touch dimmer switch, 100 mm (4") female lead, mounting brackets						

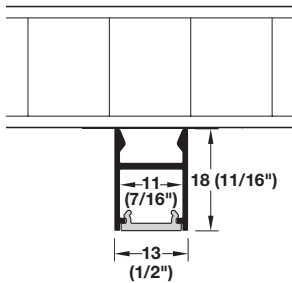
Material/Finish: Aluminum, silver; Lens: Plastic, opal

Light Color (K)	4000						
Item No.	833.70.956	833.70.957	833.70.958	833.70.959	833.70.960	833.70.961	833.70.962
Length	229 (9")	305 (12")	381 (15")	457 (18")	533 (21")	610 (24")	686 (27")
Wattage	1.7	2.9	3.2	3.9	4.6	5.8	6.1
LEDs	21	30	39	48	57	66	75
Item No.	833.70.963	833.70.964	833.70.965	833.70.966	833.70.967	833.70.968	-
Length	762 (30")	832 (33")	915 (36")	991 (39")	1067 (42")	1143 (45")	-
Wattage	7.3	7.6	8.8	9.0	10.2	10.5	-
LEDs	84	93	102	111	120	129	-
CRI	>90						
Supplied with	2 m (78 3/4") modular lead, inline touch dimmer switch, 100 mm (4") female lead, mounting brackets						

Surface mounted light bars

With inline switch, 24 V

Profile 2103 with Loox LED 3045



- > CRI 90 light are Title 24 compliant and offer more vibrant, true color rendering than lower CRI products
- > Life time: 50,000 hours
- > Supplied ready to install
- > Optimal lengths for installing under your wall cabinets to brighten up your countertop workspace
- > Linkable to other light bars

Loox 24 V drivers see pages 131A–131B

Note
Designed for use within closet storage spaces.

Components

- > Profile: 2103 - see page 34.
- > LED strip: 3045 - see page 13.
- > Mounting brackets: see page 35.
- > Lead cable: 100 mm (4") male and female 833.89.291

Material/Finish: Aluminum, black; Lens: Plastic, opal

Light Color (K)	3000						
Item No.	833.70.970	833.70.971	833.70.972	833.70.973	833.70.974	833.70.975	833.70.976
Length	229 (9")	305 (12")	381 (15")	457 (18")	533 (21")	610 (24")	686 (27")
Wattage	1.7	2.9	3.2	3.9	4.6	5.8	6.1
LEDs	21	30	39	48	57	66	75
Item No.	833.70.977	833.70.978	833.70.979	833.70.980	833.70.981	833.70.982	-
Length	762 (30")	832 (33")	915 (36")	991 (39")	1067 (42")	1143 (45")	-
Wattage	7.3	7.6	8.8	9.0	10.2	10.5	-
LEDs	84	93	102	111	120	129	-
CRI	>90						
Supplied with	2 m (78 3/4") modular lead, inline touch dimmer switch, 100 mm (4") female lead, mounting brackets						

Material/Finish: Aluminum, black; Lens: Plastic, opal

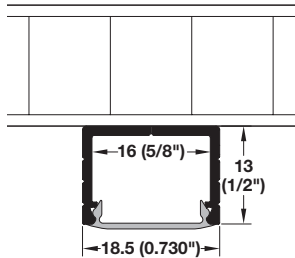
Light Color (K)	4000						
Item No.	833.70.984	833.70.985	833.70.986	833.70.987	833.70.988	833.70.989	833.70.990
Length	229 (9")	305 (12")	381 (15")	457 (18")	533 (21")	610 (24")	686 (27")
Wattage	1.7	2.9	3.2	3.9	4.6	5.8	6.1
LEDs	21	30	39	48	57	66	75
Item No.	833.70.991	833.70.992	833.70.993	833.70.994	833.70.995	833.70.996	-
Length	762 (30")	832 (33")	915 (36")	991 (39")	1067 (42")	1143 (45")	-
Wattage	7.3	7.6	8.8	9.0	10.2	10.5	-
LEDs	84	93	102	111	120	129	-
CRI	>90						
Supplied with	2 m (78 3/4") modular lead, inline touch dimmer switch, 100 mm (4") female lead, mounting brackets						

Dimensional data not binding. Dimensions in mm, inches are approximate. We reserve the right to alter specifications without notice.

Surface mounted light bars

With linkable cable, 24 V

Profile 2191 with Loox LED 3045



- > CRI 90 light are Title 24 compliant and offer more vibrant, true color rendering than lower CRI products
- > Life time: 50,000 hours
- > Supplied ready to install
- > Optimal lengths for installing under your wall cabinets to brighten up your countertop workspace
- > Linkable to other light bars



Loox 24 V drivers see pages 131A–131B



Note

Designed for use within closet storage spaces.

Components

- > Profile: 2191 - see page 36.
- > LED strip: 3045 - see page 13.
- > Mounting brackets: see page 36.
- > Lead cable: 100 mm (4") male and female 833.89.291

Material: Aluminum, silver; Lens: Plastic, opal

Light Color (K)	3000							
Item No.	833.88.850	833.88.851	833.88.852	833.88.853	833.88.854	833.88.855	833.88.856	833.88.857
Length	152 (6")	229 (9")	305 (12")	381 (15")	457 (18")	533 (21")	610 (24")	686 (27")
Wattage	1.0	1.7	2.9	3.2	3.9	4.6	5.8	6.1
LEDs	12	21	30	39	48	57	66	75
Item No.	833.88.858	833.88.859	833.88.860	833.88.861	833.88.862	833.88.863	-	-
Length	762 (30")	832 (33")	915 (36")	991 (39")	1067 (42")	1143 (45")	-	-
Wattage	7.3	7.6	8.8	9.0	10.2	10.5	-	-
LEDs	84	93	102	111	120	129	-	-
CRI	>90							
Supplied with	100 mm (4") male lead, 100 mm (4") female lead, mounting brackets							

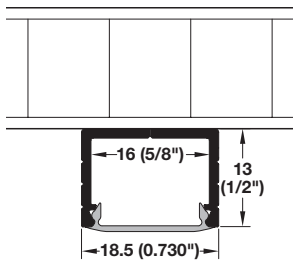
Material/Finish: Aluminum, silver; Lens: Plastic, opal

Light Color (K)	4000							
Item No.	833.88.864	833.88.865	833.88.866	833.88.867	833.88.868	833.88.869	833.88.870	833.88.871
Length	152 (6")	229 (9")	305 (12")	381 (15")	457 (18")	533 (21")	610 (24")	686 (27")
Wattage	1.0	1.7	2.9	3.2	3.9	4.6	5.8	6.1
LEDs	12	21	30	39	48	57	66	75
Item No.	833.88.872	833.88.873	833.88.874	833.88.875	833.88.876	833.88.877	-	-
Length	762 (30")	832 (33")	915 (36")	991 (39")	1067 (42")	1143 (45")	-	-
Wattage	7.3	7.6	8.8	9.0	10.2	10.5	-	-
LEDs	84	93	102	111	120	129	-	-
CRI	>90							
Supplied with	100 mm (4") male lead, 100 mm (4") female lead, mounting brackets							

Surface mounted light bars

With inline switch, 24 V

Profile 2191 with Loox LED 3045



- > CRI 90 light are Title 24 compliant and offer more vibrant, true color rendering than lower CRI products
- > Life time: 50,000 hours
- > Supplied ready to install
- > Optimal lengths for installing under your wall cabinets to brighten up your countertop workspace
- > Linkable to other light bars



Loox 24 V drivers see pages 131A–131B



Note

Designed for use within closet storage spaces.

Components

- > Profile: 2191 - see page 36.
- > LED strip: 3045 - see page 13.
- > Mounting brackets: see page 36.
- > Inline touch dimmer: 833.77.836

Material/Finish: Aluminum, silver; Lens: Plastic, opal

Light Color (K)	3000						
Item No.	833.88.878	833.88.879	833.88.880	833.88.881	833.88.882	833.88.883	833.88.884
Length	229 (9")	381 (15")	457 (18")	533 (21")	686 (27")	832 (33")	1143 (45")
Wattage	1.0	1.7	2.9	3.2	3.9	4.6	5.8
LEDs	12	21	30	39	48	57	66
CRI	>90						
Supplied with	2 m (78 3/4") driver connection cable with integrated switch, 100 mm (4") female lead, mounting brackets						

Material: Aluminum, silver; Lens: Plastic, opal

Light Color (K)	4000						
Item No.	833.88.885	833.88.886	833.88.887	833.88.888	833.88.889	833.88.890	833.88.891
Length	229 (9")	381 (15")	457 (18")	533 (21")	686 (27")	832 (33")	1143 (45")
Wattage	1.0	1.7	2.9	3.2	3.9	4.6	5.8
LEDs	12	21	30	39	48	57	66
CRI	>90						
Supplied with	2 m (78 3/4") driver connection cable with integrated switch, 100 mm (4") female lead, mounting brackets						

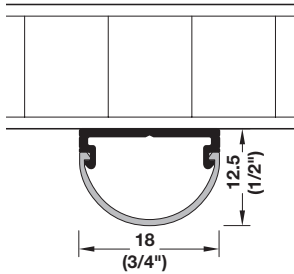
Dimensional data not binding. Dimensions in mm, inches are approximate. We reserve the right to alter specifications without notice.

Surface mounted drawer lights

With IR sensor, 12 V



Profile 2194 with Loox LED 2065



3000 K		4000 K		120°	
816 lx	901 lx		250 mm	(9 13/16")	
204 lx	225 lx		500 mm	(19 11/16")	
91 lx	100 lx		750 mm	(29 1/2")	
51 lx	56 lx		1000 mm	(39 3/8")	

- > CRI 90 light are Title 24 compliant and offer more vibrant, true color rendering than lower CRI products
- > Lifetime: 50,000 hours
- > Supplied ready to install
- > Optimal lengths for installing behind face frames and in frameless cabinets for drawer applications (brackets required)
- > W x H: 18 x 12.5 mm (3/4" x 1/2")

Loox 12 V drivers see pages 130–131

Note
Designed for use within closet storage spaces.

Drawer light bar clip
 > Optional brackets for frameless cabinet mounting

	Item No.
	260.26.933

Components

- > Drawer profile: see page 41.
- > LED strip: 2065 - see page 10.
- > Door sensor: see page 41.

Light Color (K)	3000 (warm white)			4000 (cool white)			
	Lumen per watt	Item No.	Item No.	Item No.	Item No.	Item No.	
	102	833.73.865	833.73.866	833.73.867	833.73.871	833.73.872	833.73.873
Length	250 (10")	330 (13")	406 (16")	250 (10")	330 (13")	406 (16")	406 (16")
Wattage	0.73	1.03	1.33	0.73	1.03	1.33	1.33
LEDs	21	30	39	21	30	39	39
Lumen	60	85	111	56	80	104	104
Item No.	833.73.868	833.73.869	833.73.870	833.73.874	833.73.875	833.73.876	833.73.876
Length	559 (22")	711 (28")	864 (34")	559 (22")	711 (28")	864 (34")	864 (34")
Wattage	1.93	2.53	3.13	1.93	2.53	3.13	3.13
LEDs	21	30	39	21	30	39	39
Lumen	170	213	272	160	200	256	256
CRI	90°						
Material	Aluminum, clear anodized; Lens: milk						
Supplied with	2000 mm (78 3/8") cable, mounting brackets						

Bath fixtures



Häfele multi-functional mirror



IP44



Touch Control Icons:



- > Make-up lighting, mood lighting, demister to prevent the mirror from steaming up and a sound system in one product
- > Pre-configured mirror unit is easy to install
- > Integrated touch switch on mirror surface allows for easy cleaning
- > Demister stand-by after 45 min.

- > Lighting a front color temperature/color rendering index: 2700/4000 K, >90
Memory function for previously selected mirror color.
- > Background lighting color temperature/color rendering index: 2700 K, >90
- > Nominal voltage: DC 12 V
- > Input voltage: 100–240 V; 50–60 Hz
- > Designer touch switch stand-by/Operation: blue, warm white, red
- > Sound system/password: Bluetooth® sound transducer, 0000
- > Material: Mirror: Glass, LED profile: Aluminum
- > Mounting: Vertically or horizontally
- > Supplied with: Drilling template, connection lead for 90° AC plug, z-bracket, fixing material



Note

The mirror is equipped with built-in LED lights that cannot be replaced. LED lights energy efficiency: Class A

W x H x D	Lumen	Wattage	Item No.
900 x 600 x 54 (35 7/16" x 23 5/8" x 2 1/8")	1080	95	983.19.512
900 x 900 x 54 (35 7/16" x 35 7/16" x 2 1/8")	1300	102	983.19.522
1200 x 900 x 54 (47 1/4" x 35 7/16" x 2 1/8")	1560	111	983.19.532

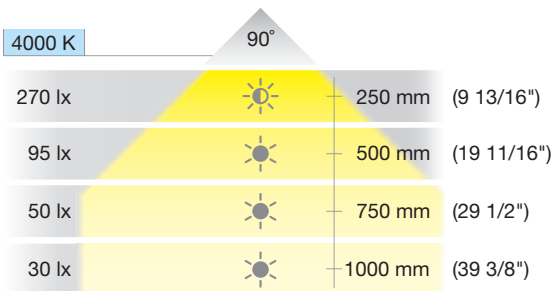
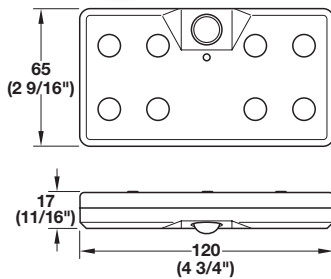
Dimensional data not binding. Dimensions in mm, inches are approximate. We reserve the right to alter specifications without notice.

Battery-operated light

With motion sensor, rechargeable, 120 x 65 mm (4 3/4" x 2 9/16")



Häfele Loox LED 9004



- > Version: With motion detector, twilight switch with built-in rechargeable lithium-ion battery
- > Material/Color: Plastic, silver colored
- > L x W: 120 x 65 mm (4 3/4" x 2 9/16")
- > Height: 17 mm (11/16")
- > Energy efficiency class: A++
- > Degree of protection: IP20
- > Number of LEDs: 8
- > Sensor range: 0–2000 mm (0–78 3/4")
- > Sensor angle: 120°
- > Delay time: 30 sec.
- > Operating time: 8 hrs.
- > Charging time: 3 hrs.
- > Two operating modes: Motion: permanently active motion detector
Auto: motion detector active with residual brightness of <5 lx
- > Mounting: Mounting plate for screw fixing; light for sliding on
- > Supplied with: 1 light with mounting plate for screw fixing and 0.8 m micro-USB cable



The light can be recharged using the supplied micro-USB cable

Color temperature	Wattage	Luminous flux	Luminous efficacy	Color rendering index CRI	Item No.
K	W	lm	lm/W	R _a	
4000	0.8	55	69	>90	833.87.021

This page is left blank intentionally.



Extending



Charging stations

ESC 2001 USB charging station, modular

> Page 79



Sound systems

105 sound system

> Page 80

420 E sound system, exciter speakers

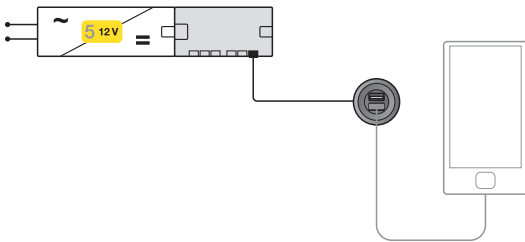
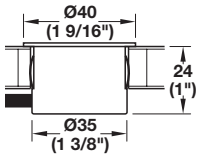
> Page 81



Charging stations



Häfele Loox ESC 2001 USB charging station, modular - for 12 V system



- > Material: Plastic, matt
- > Output voltage: 5 V
- > Output current: 2 A
- > Power consumption: Max. 15 W
- > Drill hole Ø: 35 mm (1 3/8")
- > Mounting: For mounting in drilled hole, for clamp fixing
- > Supplied with: 1 USB charging station

Color	Round	Straight-edged
Black	833.73.751	833.73.754
Nickel-plated	833.73.753	833.73.756
White	833.73.752	833.73.755

+ Lead with snap-in connector

- > Monochrome (2-wire 24 AWG)

Length	Item No.
100 (39 3/8")	833.95.789
2000 (78 3/4")	833.95.788

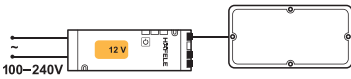
! Please order lead separately.

🔌 Loox 12 V drivers see pages 130–131

Sound systems



105 sound system



Sound system (mono with integrated exciter speaker)

- > Material/Color: Plastic, black
- > L x W x H: 140 x 66 x 25 mm (5 1/2" x 2 5/8" x 1")
- > Power consumption: Operation: 7 W, standby: <0.3 W
- > Music wattage: 5 W (RMS)
- > Reception range: Max. 10,000 mm (32' 9 11/16")
- > Mounting: For screw fixing
- > Supplied with: 1 Bluetooth® receiver and 2000 mm (78 3/4") lead

	Item No.
	822.65.000

Please observe the installation regulations for bathrooms.

Loox 12 V drivers see pages 130–131
Please order 6-piece adapter set 833.95.753 separately, see page 122.

Dimensional data not binding. Dimensions in mm, inches are approximate. We reserve the right to alter specifications without notice.

Sound systems



ILLUMINATING



EXTENDING



SWITCHING



NETWORKING



DISTRIBUTING



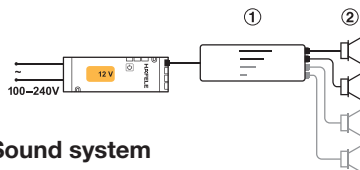
SUPPLYING



420 E sound system - with speakers



> App for individual settings available on request



① Sound system

② Exciter speakers

➕ Please order extension lead 2000 mm (78 3/4") 833.73.766 for exciter speaker separately.

- > Material/Color: Plastic, black
- > L x W x H: 140 x 45 x 15 mm (5 1/2" x 1 3/4" x 9/16")
- > Power consumption: Operation with 2 exciter speakers: Max. 19 W, operation with 4 exciter speakers: Max. 32 W, standby: <0.3 W
- > Music wattage: Operation with 2 or 4 exciter speakers: 2 x 10 W (RMS)
- > Reception range: Max. 10 m (32' 9 11/16")
- > Mounting: For screw fixing
- > Supplied with: 1 Bluetooth® receiver with 2000 mm (78 3/4") lead and 4 connections for exciter speakers, incl. 2 exciter speakers

Item No.
822.65.034

⚠ Please observe the installation regulations for bathrooms. Can be installed on glass and mirror glass 3–6 mm (1/8"–1/4"), acrylic glass 3 mm (1/8"), chipboard 10–20 mm (3/8"–3/4") and mineral composite boards.

🔌 Loox 12 V drivers see pages 130–131
Please order 6-piece adapter set 833.95.753 separately, see page 122.

➕ **Exciter speaker**

- > Dimensions: Ø 65 x 22 mm (2 9/16" x 7/8")
- > Wattage: Rated/music load capacity 4/15 W
- > Mounting: For screw fixing or for glue fixing
- > Supplied with: 1 exciter speaker with 1 m (39 3/8") speaker lead

Item No.
822.65.039

Dimensional data not binding. Dimensions in mm, inches are approximate. We reserve the right to alter specifications without notice.



Switching

Sensor switches

Sensor switch	> Page 83
Door sensor switch	> Page 83
Motion detector	> Page 83
Dimmer	> Page 84
Capacitive switch/ dimmer	> Page 84
Sensor switch, surface mounted	> Page 85
Door sensor switch, surface mounted	> Page 85
Dimmer, surface mounted	> Page 85



83

Sensor switch for aluminum profiles

Dimmer	> Page 86
Motion detector	> Page 86
Inline profile switches	> Page 87
Dimmer motion detector	> Page 88



87

Mechanical switches

Universal door contact switch	> Page 89
Door contact switch	> Page 89
Push switch	> Page 89
Rocker switch	> Page 90
Housing for switch, surface mounted	> Page 90
Magnetic reed switch	> Page 91



90

Dimmer interface

Dimmer interface 0-10 V, modular	> Page 92
-------------------------------------	-----------



92

Multi-switch box, multi-driver box

Multi-switch box	> Page 93
Multi-driver box	> Page 93



93

Symbol overview

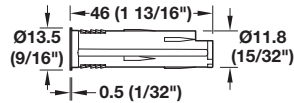
Sensor switch Touch-Free, soft on/off switching	
Door sensor switch Soft on/off switching	
Motion detector Automatic on/off switching	
Dimmer Soft on/off switching and dimming	
Capacitive switch/dimmer Soft on/off switching and dimming	
Universal door contact switch On/off switching	
Door contact switch On/off switching, door closed = light off, door open = light on	
Push switch On/off switching	
Rocker switch On/off switching	

Sensor switches



Häfele Loox sensor switch, modular - touch-free, soft on/off switching

TOUCH-FREE



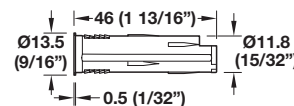
- > Material/Color: Plastic, silver colored
- > Degree of protection: IP20
- > Sensor range: 0–80 mm (0–3 1/8")
- > Power consumption: ≤0.3 W
- > Drill hole Ø: 12 mm (1/2")
- > Supplied with: 1 switch

Item No.
833.89.127

+ Please order lead with snap-in connector for modular switches driver separately. Length 2000 mm (78 3/4"): Item No. 833.89.142, see page 89.

! On/off state is stored without the need for power supply (memory function).

Häfele Loox door sensor switch, modular - soft on/off switching

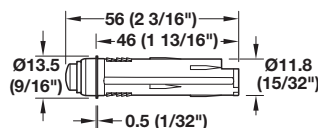


- > Material/Color: Plastic, silver colored
- > Degree of protection: IP20
- > Sensor range: 0–100 mm (0–4")
- > Power consumption: ≤0.3 W
- > Drill hole Ø: 12 mm (1/2")
- > Supplied with: 1 switch

Item No.
833.89.128

+ Please order lead with snap-in connector for modular switches driver separately. Length 2000 mm (78 3/4"): Item No. 833.89.142, see page 89.

Häfele Loox motion detector, modular - automatic on/off switching



- > Material/Color: Plastic, silver colored
- > Degree of protection: IP20
- > Sensor range: 0–3000 mm (0–118")
- > Sensor angle: 120 °
- > Power consumption: ≤0.1 W
- > Drill hole Ø: 12 mm (1/2")
- > Supplied with: 1 motion detector

Delay time

 30 sec.
 320 sec.

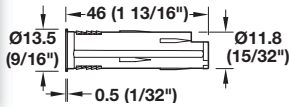

Item No.
833.89.129
833.89.148

+ Please order lead with snap-in connector for modular switches driver separately. Length 2000 mm (78 3/4"): Item No. 833.89.142, see page 89.

Sensor switches

Häfele Loox dimmer, modular - soft on/off switching and dimming

TOUCH/
TOUCH-FREE



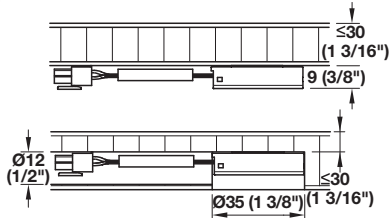
- > Material/color: Plastic, silver colored
- > Degree of protection: IP20
- > Power consumption: ≤0.3 W
- > Drill hole Ø: 12 mm (1/2")
- > Supplied with: 1 dimmer

	Sensor range	Item No.
Touch	-	833.89.058
Touch-free	0-60 mm (0-2 3/8')	833.89.126

+ Please order lead with snap-in connector for modular switches driver separately. Length 2000 mm (78 3/4"): Item No. 833.89.142, see page 89.

! Dimming value is stored without the need for voltage supply (memory function)

Häfele Loox capacitive switch/dimmer, modular - soft on/off switching and dimming



This completely invisible operating solution opens up new possibilities in continuously adjustable light control.

- > Manual operation (proximity sensor), memory function
- > Concealed installation in wood, glass or stone (not in ferrous metal materials) at a maximum depth of 30 mm (1 3/16")
- > For screw fixing or recess mounting (drill hole Ø 35 mm (1 3/8"))
- > A distance of min. 500 mm (19 11/16") away from electromagnetic fields (power lines, microwave) must be adhered to.

- > Material/Color: Plastic, silver colored
- > Diameter: 35 mm (1 3/8")
- > Height: 10 mm (3/8")
- > Degree of protection: IP20
- > Power consumption: ≤1 W
- > Supplied with: 1 switch

	Item No.
	833.89.133

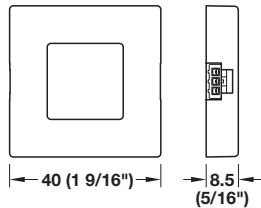

+ Please order lead with snap-in connector for modular switches driver separately. Length 2000 mm (78 3/4"): Item No. 833.89.142, see page 89.

Sensor switches



Häfele Loox sensor switch, surface mounted modular - touch-free on/off switching

TOUCH-FREE



- > Material/Color: Plastic, silver colored
- > L x W x H: 40 x 40 x 8.5 mm (1 9/16" x 1 9/16" x 5/16")
- > Degree of protection: IP20
- > Sensor range: 0–80 mm (0–3 1/8")
- > Power consumption: ≤0.3 W
- > Supplied with: 1 switch with fixing material

Item No.

833.89.136

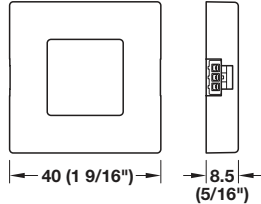



Please order lead with snap-in connector for modular switches driver separately. Length 2000 mm (78 3/4"): Item No. 833.89.142, see page 89.



On/off state is stored without the need for power supply (memory function).

Häfele Loox door sensor switch, surface mounted modular - soft on/off switching



- > Material: Plastic
- > L x W x H: 40 x 40 x 8.5 mm (1 9/16" x 1 9/16" x 5/16")
- > Degree of protection: IP20
- > Sensor range: 0–100 mm (0–4")
- > Power consumption: ≤0.3 W
- > Supplied with: 1 switch with fixing material

Silver colored

833.89.137

Black

833.89.182

White



833.89.183



Please order lead with snap-in connector for modular switches driver separately. Length 2000 mm (78 3/4"): Item No. 833.89.142, see page 89.

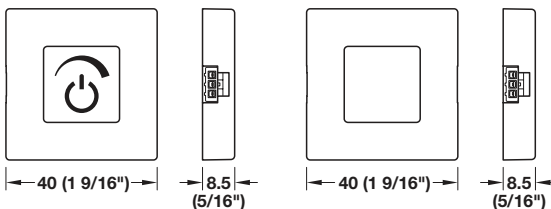
Häfele Loox dimmer, surface mounted modular - soft on/off switching and dimming

TOUCH/ TOUCH-FREE



Touch

Touch-free



- > Material: Plastic
- > L x W x H: 40 x 40 x 8.5 mm (1 9/16" x 1 9/16" x 5/16")
- > Degree of protection: IP20
- > Sensor range: 0–100 mm (0–4")
- > Power consumption: ≤0.3 W
- > Supplied with: 1 switch with fixing material

	Sensor range	Color	Item No.
Touch	–	silver colored	833.89.134
Touch-free	0–80 (0–3 1/8")	silver colored	833.89.135
Touch	–	black	833.89.176
Touch	–	white	833.89.177



Please order lead with snap-in connector for modular switches driver separately. Length 2000 mm (78 3/4") : Item No. 833.89.142, see page 89.

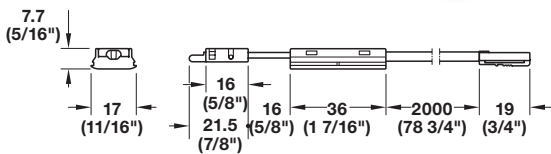



Dimming value is stored without the need for voltage supply (memory function)

Inline profile switches

For monochrome 8 mm (5/16") strip lights in aluminum profiles

Loox5 aluminum profile dimmer - soft on/off switching with dimming



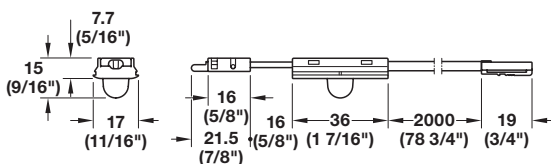

- > Area of application: For monochrome 8 mm (5/16") Loox5 LED strip lights in aluminum profiles with 16 mm (5/8") internal width
- > Material/Color: Plastic, silver colored
- > Drill hole Ø: Plug 8 mm (5/16")
- > Mounting: For push fitting into aluminum profile
- > Supplied with: 1 switch with clip/plug and 2 m (78 3/4") lead

Voltage	Max. connected wattage W	Item No.
5 ^{12V}	60	833.95.751
5 ^{24V}	90	833.77.836

! Dimming value is stored without the need for voltage supply (memory function)

➔ Aluminum profile with 16 mm (5/8") internal width, see page 36.

Loox5 aluminum profile motion detector - automatic on/off switching



- > Area of application: For monochrome 8 mm (5/16") Loox5 LED strip lights in aluminum profiles with 16 mm (5/8") internal width
- > Material/Color: Plastic, silver colored
- > Drill hole Ø: Plug 8 mm (5/16")
- > Mounting: For push fitting into aluminum profile
- > Sensor range: 0–3000 mm (0–118 1/8")
- > Delay time: 30 sec.
- > Supplied with: 1 switch with clip/plug and 2 m (78 3/4") lead


Voltage	Max. connected wattage W	Item No.
5 ^{12V}	60	833.95.750
5 ^{24V}	90	833.77.835

➔ Aluminum profile with 16 mm (5/8") internal width, see page 36.

Inline profile switches



Loox5 aluminum profile touch dimmer switch



Switch is concealed under the diffuser.

- > Version: For monochrome Loox LED strips 8 mm (5/16") in Loox5 aluminum profiles with 11 mm (7/16") internal width
- > Suitable for: Profiles 1103, 1105, 2102, 2103, 2104
- > Material: Plastic
- > Switching function: Soft on/off
- > Dimming range: 5%–100%
- > Memory function: Dimming level is after switching off
- > Assembly: 70°; slides into aluminum profile

Voltage	Max wattage	Item No.
5 12 V	60	833.89.281
5 24 V	120	833.89.291



Order reference

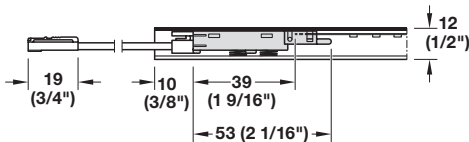
Please order modular lead separately.

12 V/5 A, 2000 mm (78 3/4"): **833.95.830**

12 V/5 A, 1000 mm (39 3/8"): **833.95.831**

24 V/5 A, 2000 mm (78 3/4"): **833.95.835**

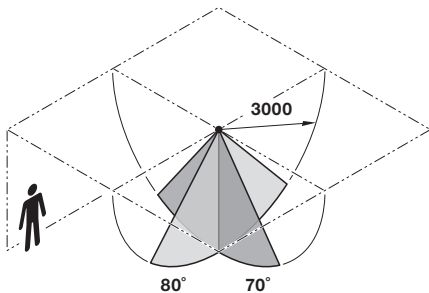
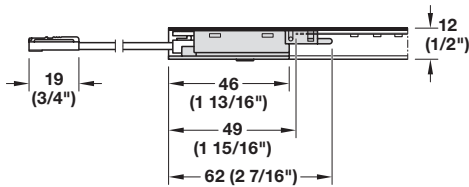

24 V/5 A, 1000 mm (39 3/4"): **833.95.836**



Dimensional data not binding. Dimensions in mm, inches are approximate. We reserve the right to alter specifications without notice.

Inline profile switches

Loox5 aluminum profile motion detector - automatic on/off switching



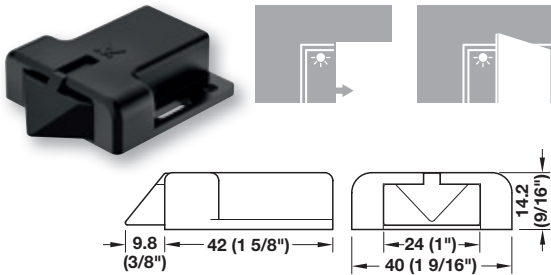
- > Version: For monochrome Loox LED strips 8 mm (5/16") in Loox5 aluminum profiles with 11 mm (7/16") internal width
- > Suitable for: Profile 1103
Profile 1105
Profile 2102
Profile 2103
Profile 2104
- > Material: Plastic
- > Color/surface: Opal
- > Switching function: Soft on/off
- > Delay time: 3 options: 1 minute, 3 minutes, 5 minutes
- > Horizontal sensor angle: 80°
- > Vertical sensor angle: 70°
- > Sensor range: 3 m (10 ft.)
- > Assembly: Slides into aluminum profile
- > Installation information: Shorten LED strip light by approx. 50 mm (1 15/16") in relation to the total length of the aluminum profile. Shorten the diffuser by 45.5 mm (1 13/16").

Voltage	Max wattage	Delay time	Item No.
5 12V	60	60	833.89.282
		180	833.89.283
		300	833.89.284
5 24V	120	60	833.89.292
		180	833.89.293
		300	833.89.294

- !** **Order reference**
Please order modular lead separately.
- 12 V/5 A, 2000 mm: **833.95.830**
 - 12 V/5 A, 1000 mm: **833.95.831**
 - 24 V/5 A, 2000 mm: **833.95.835**
 - 24 V/5 A, 1000 mm: **833.95.836**

Mechanical switches

Häfele Loox universal door contact switch, modular - on/off switching



- > Material/Color: Plastic, black
- > Degree of protection: IP20
- > L x W x H: 51.8 x 40 x 14.2 mm (2 1/16" x 1 9/16" x 9/16")
- > Supplied with: 1 switch with fixing material

Item No.
833.89.143

The universal door contact switch is suitable for hinged doors or single sliding doors.

- +** Please order 2000 mm (78 3/4") lead with snap-in connector for modular switches driver separately below, Item No. 833.89.142.

Häfele Loox lead with snap-in connector - for modular switches



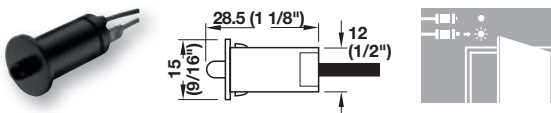
- > Material/Color: Plastic, black
- > Degree of protection: IP20
- > Supplied with: 1 lead

Length	Item No.
500 (19 11/16")	833.89.140
1000 (39 3/8")	833.89.141
2000 (78 3/4")	833.89.142

- +** Required for modular switches

- !** Drill hole Ø for plug: 12 mm (1/2")

Häfele Loox door contact switch - on/off switching

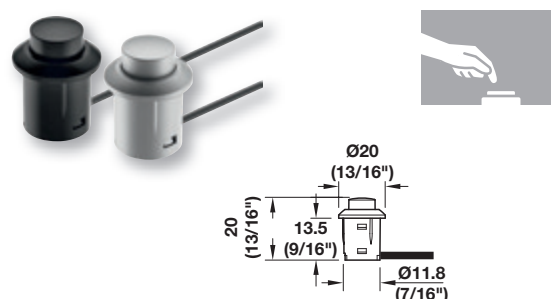


- > Material/Color: Plastic, black
- > Degree of protection: IP20
- > Drill hole Ø: 12 mm (1/2")
- > Length: 28 mm (1 1/8")
- > Supplied with: 1 switch with 2000 mm (78 3/4") lead

Item No.
833.89.059

- !** Drill hole Ø for plug: 12 mm (1/2")

Häfele Loox push switch - on/off switching



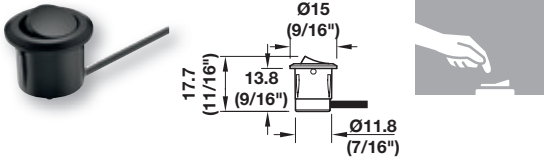
- > Material: Plastic
- > Length: 20 mm (13/16")
- > Drill hole Ø: 12 mm (1/2")
- > Supplied with: 1 switch with 2000 mm (78 3/4") lead

Color	Item No.
black	833.89.108
gray	833.89.107

- !** Drill hole Ø for plug: 12 mm (1/2")

Mechanical switches

Häfele Loox rocker switch - on/off switching

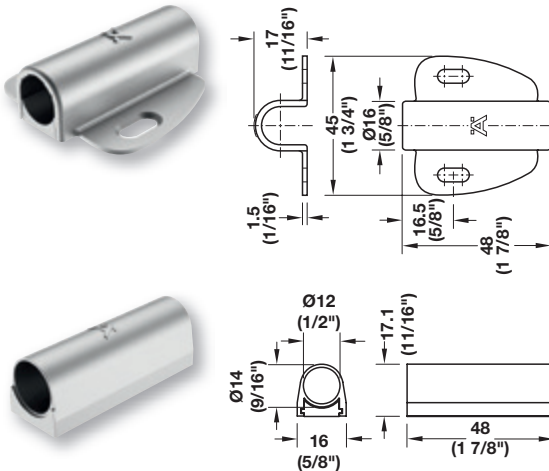


- > Material/Color: Plastic, black
- > Diameter: 15 mm (9/16")
- > Height: 17.7 mm (11/16")
- > Drill hole Ø: 12 mm (1/2")
- > Supplied with: 1 switch with 2000 mm (78 3/4") lead

Item No.
833.89.106

! Drill hole Ø for plug: 12 mm (1/2")

Housing for switch - surface mounted



- > Material/Color: Plastic, silver colored
- > Supplied with: 1 housing
- > Application: For switch Ø 12 mm (1/2")

Ø	L x W x H	Item No.
16 (5/8")	48 x 45 x 17 (1 7/8" x 1 3/4" x 11/16")	833.89.090
14 (9/16")	48 x 16 x 17 (1 7/8" x 5/8" x 11/16")	833.89.092

! Suitable for 32 mm (1 1/4") series drilled holes

Housing - for switch, face frame, surface mounted



- > Material: Plastic
- > Application: For switch Ø 12 mm (1/2")
- > W x D x H: 19 x 19 x 25.4 mm (3/4" x 3/4" x 1")


Color	Item No.
Gray	830.38.423
Black	830.38.424

Magnetic reed switches

For interior cabinet lighting

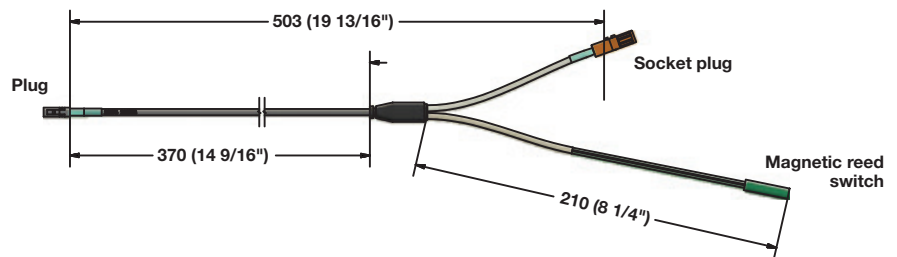


Magnetic reed switch with in-line lead cable




- > Material/Finish: Plastic, black
- > Area of application: Interior cabinet lighting
- > Function: Light turns on when cabinet door is opened; when door closes (magnet and reed switch are <2" apart), the lights will turn off.
- > Length: 306 mm (12")
- > Supplied with: 1 magnetic reed switch, 1 plug, 1 socket plug, 1 magnet

Voltage	Max. connected wattage W	Item No.
12 V	60	833.02.855
24 V	90	833.05.855



Housing for magnetic reed switch



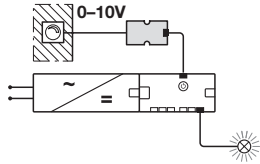
- > Material: Plastic
- > Area of application: For mounting magnetic reed switch and cables
- > Length: 500 mm (59 1/16")
- > Supplied with: 1 reed housing with adhesive tape

Color	Item No.
Anthracite	833.02.674
Beige	833.02.675
Gray	833.02.676
White	833.02.677

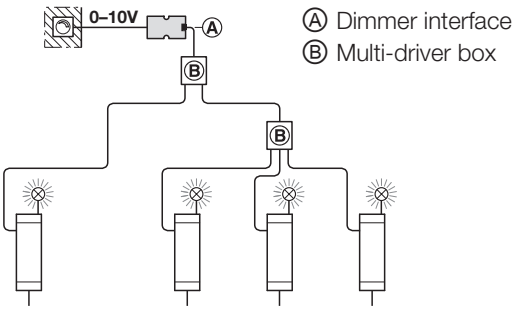
Dimensional data not binding. Dimensions in mm, inches are approximate. We reserve the right to alter specifications without notice.

Dimmer interface

Häfele Loox dimmer interface 0–10 V, modular - for 12 V and 24 V



Installation example: Wall dimmer with 0–10 V control output. No connection of the dimmer to power cord voltage.



Design advantage

> Wall dimmers can be used for the control of furniture lights in the design of the house installation

- > Material/Color: Plastic, black
- > L x W x H: 68.9 x 34.7 x 13.5 mm (2 11/16" x 1 3/8" x 9/16")
- > Degree of protection: IP20
- > Supplied with: 1 dimmer interface

	Item No.
	833.89.144

! Use dimmer only, if monochrome lights are connected. Not suitable for the connection of converters or control devices. Direct connection to a normal household dimmer with a 0–10 V control output and connection via a lead with snap-in connector for modular switches to the switching input of a 12 V or 24 V Loox driver or a distributor. Please order lead with snap-in connector for modular switches driver separately.

Installation example: Multi-driver boxes for controlling several drivers (12 V, 24 V) or distributors with switching function. No connection of the dimmer to power cord voltage.

! Drill hole Ø for plug: 12 mm (1/2")

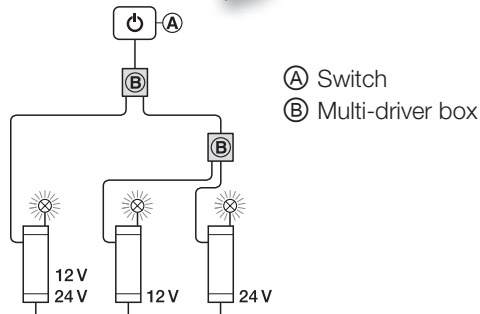

+ Lead with snap-in connector for modular switches

Length	Item No.
500 (19 11/16")	833.89.140
1000 (39 3/8")	833.89.141
2000 (78 3/4")	833.89.142

Switch accessories



Häfele Loox multi-driver box



- > Material/Color: Plastic, black
- > Standby power consumption W: 1.5 W
- > L x W x H: 50 x 40 x 19 mm (2" x 1 9/16" x 3/4")
- > Supplied with: 1 multi-driver box with 3 x 1000 mm (39 3/8") lead for switch

Item No.
833.89.061



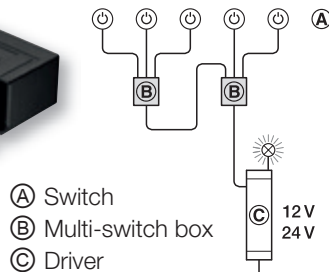
Max. 3 x 75 W per multi-driver box.

Up to 3 LED drivers with different voltages or distributors with a switching function can be controlled with 1 switch.

Several lights in the room can be switched on and off with one switch.

These can also be 3 of the same driver if you require additional power in a 12 V system, for example.

Häfele Loox multi-switch box



1 LED driver operated by up to 3 switches. Allows the LED driver or distributor with switching function to be switched on and off from different positions.



Drill hole Ø for plug: 12 mm (1/2")
 Alternative to the supplied 1000 mm (39 3/8") lead for multi-switch box.
 The drill hole Ø for the male plug and the female socket of the switch leads is 12 mm (1/2").



Drill hole Ø for plug: 12 mm (1/2")
 Alternative to the supplied three 1000 m (39 3/8") leads for multi-driver box.
 The drill hole Ø for the male plug and the female socket of the switch leads is 12 mm (1/2").

- > Function: 2 operating modes can be selected using an integrated toggle switch.
Cross: On/off switching at different switches
No cross: Switching on with switch 1, 2 or 3. For switching off, all switches that were switched on have to be activated again

- > Material/Color: Plastic, black
- > Standby power consumption W: ≤0.3
- > L x W x H: 55 x 45 x 16 mm (2 3/16" x 1 3/4" x 5/8")
- > Degree of protection: IP20
- > Supplied with: 1 multi-switch box
 With 1000 mm (39 3/8") lead for switch

Item No.
833.89.066



Lead from multi-boxes to switching input

- > Supplied with: 1 lead



Length	Item No.
500 (19 11/16")	833.89.068
2000 (78 3/4")	833.89.069

Häfele Loox extension lead - for switches



- > Length: 2000 mm (78 3/4")
- > Supplied with: 1 lead

Item No.
833.89.067



Drill hole Ø for plug: 12 mm (1/2")
 Can also be used for the multi-switch and multi-driver boxes.
 The maximum lead length of a switch is 6000 mm (236 1/4").
 The drill hole Ø for the male plug and the female socket of the switch leads is 12 mm (1/2").

Networking

Bluetooth® wireless system components

Häfele Connect Mesh 6-way distributor

6-way distributor

> Page 96



96

Häfele Loox5 multi-white and RGB adapters

Multi-white adapter

> Page 97

RGB adapter

> Page 97



97

Häfele Connect Mesh remote controls and wall switches

Remote control

> Page 98

Push button, wall-mounted

> Page 98

4-button remote and wall plate kit

> Page 99

4-button remote for Decora wall plate

> Page 99

EnOcean wireless wall switch

> Page 100



98

Häfele Connect Mesh interface

2-channel interface

> Page 101



101

Häfele Connect BLE box

BLE box

> Page 102



102

Networking



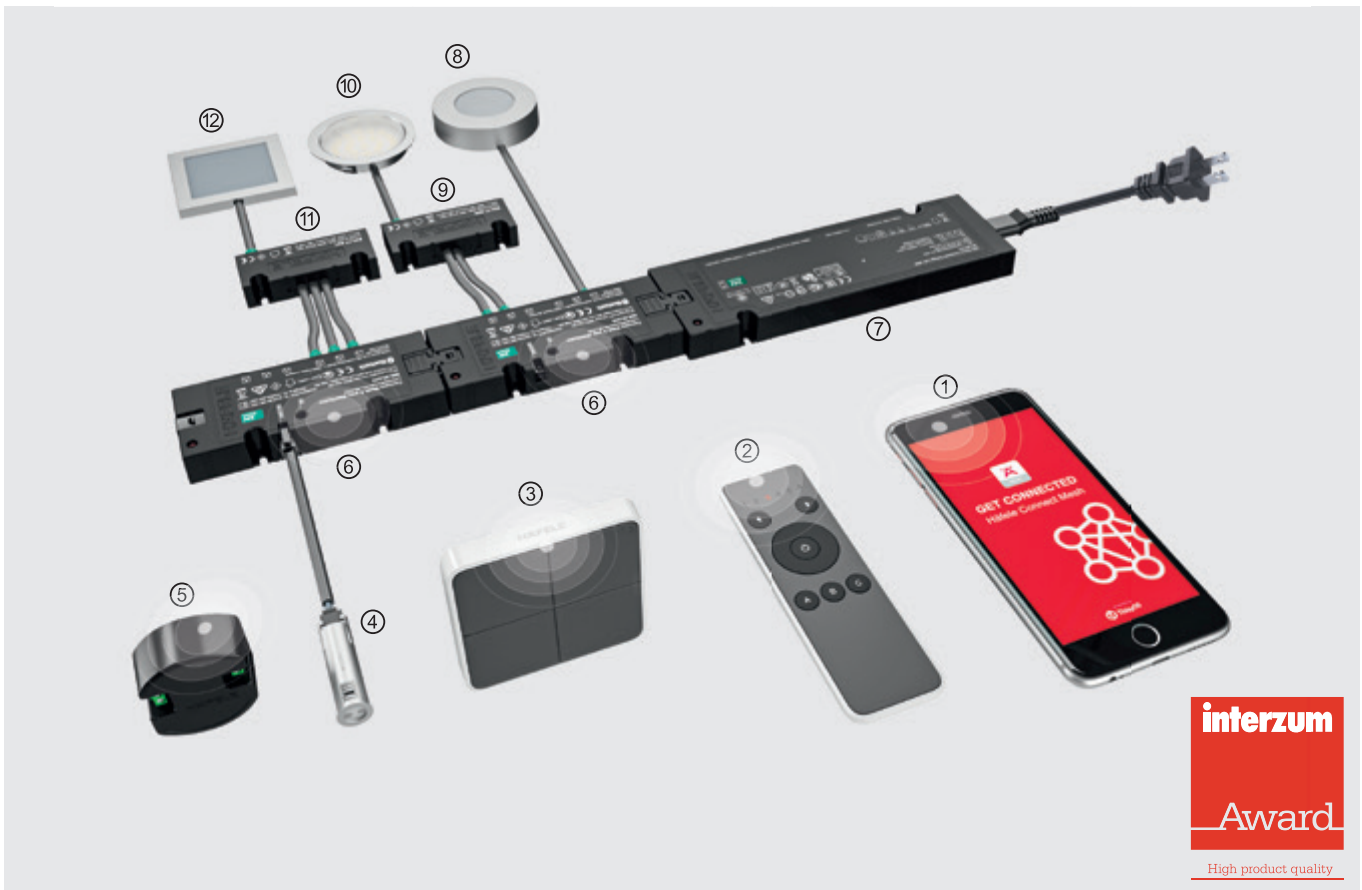
Häfele Connect Mesh

Häfele Connect Mesh consists of components for the smart control of lights and electrically operated fittings in furniture – with optional integration of the electrical installation of buildings.

Mesh means networking, and it uses the Bluetooth® Mesh network technology by the Bluetooth® Special Interest Group, which has the potential to become the global smart building standard.

The advantages are:

- > Scalable: From the simple remote control of a furniture light to complex concepts in hotels or store fixtures
- > Fail-safe: All nodes in the network forward control information
- > Protected: Individual network key on your personal mobile device
- > Standardized: Bluetooth® is a globally accepted and widely used technology



Dimensional data not binding. Dimensions in mm, inches are approximate. We reserve the right to alter specifications without notice.



Häfele Connect Mesh active components

> Sensor

- ① Mobile device with Häfele Connect app
- ② Remote control
- ③ Push button, wall-mounted
- ④ Loox switch (switching function programmable via app)

> Actuator and sensor

- ⑤ 2-channel interface: 2 switching input ports
(switching function programmable via app)
Output port 80–230 V
- ⑥ Häfele Connect Mesh 6-way distributor

Passive components without networking function

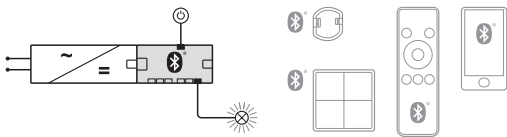
- ⑦ Driver
- ⑧ Monochrome light or electrically operated fitting
- ⑨ Multi-white adapter
- ⑩ Multi-white light
- ⑪ RGB adapter
- ⑫ RGB light

Distributor




Häfele Connect Mesh 6-way distributor - with switching function

- > Control several light colors on one box.
- > Each output port can be controlled individually.




- > Area of application: For on/off switching and dimming (0–100%) of monochrome lights; or, in conjunction with adapters, for the operation of multi-white lights, RGB lights, and electrically operated fittings
- > Version: With programmable switching input
For standard Loox switches (switching function programmable via app; each active component can control each passive component, see page 97)
- > Material/Color: Plastic, black
- > L x W x H: 120 x 50 x 16 mm (4 3/4" x 2" x 5/8")
- > Number of connections: 1x input port with box to box plug
1x output port with box to box socket
1x input port switch socket
6x output ports device sockets (2-pin), can be controlled from any active component of the network
- > Supplied with: 1 distributor

Voltage	Max. connected wattage W	Item No.
5 ^{12V}	60	850.00.042
5 ^{24V}	90	850.00.043



Häfele Connect Mesh App

- > Detects and reports new nodes in the network independently
- > Intuitively assign functions to switches
- > Set up light groups and scenes
- > Share your protected access with others
- > The Häfele Connect Mesh App is free for Apple iOS® and Android™.



! The distance between the smartphone or tablet to the nearest Häfele Connect Mesh component is approx. 10,000 mm (393"). Multiple components create a network, and can also be placed approximately 10,000 mm (393") apart.

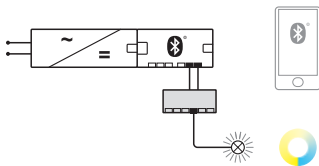
+ Please order adapter for multi-white lights, RGB lights, or electrically operated fittings separately, see page 97.

➔ 6-way distributor for monochrome lights or other 2-pin powered devices, such as electrically operated fittings, see page 105.

Adapters


For multi-white and RGB lights

Häfele Loox5 multi-white adapter - for Häfele Connect Mesh 6-way distributor

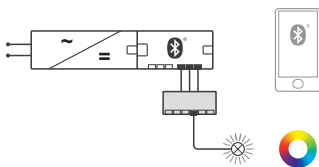


- > Area of application: For connecting multi-white lights to the Häfele Connect Mesh 6-way distributor
- > Material/Color: Plastic, black
- > L x W x H: 70 x 30 x 14 mm (2 3/4" x 1 3/16" x 9/16")
- > Number of connections: 2x input port with plug, monochrome
6x output ports device sockets, multi-white
- > Supplied with: 1 distributor with 80 mm (3 1/8") lead

Voltage	Max. connected wattage W	Item No.
5 ^{12V}	60	833.95.745
5 ^{24V}	90	833.77.830


 1 multi-white adapter occupies 2 output ports at the 6-way distributor.

Häfele Loox5 RGB adapter - for Häfele Connect Mesh 6-way distributor



- > Area of application: For connecting RGB lights to the Häfele Connect Mesh 6-way distributor
- > Material/Color: Plastic, black
- > L x W x H: 70 x 30 x 14 mm (2 3/4" x 1 3/16" x 9/16")
- > Number of connections: 3x input ports with plug, monochrome
6x output ports for device sockets, RGB
- > Supplied with: 1 distributor with 80 mm (3 1/8") lead

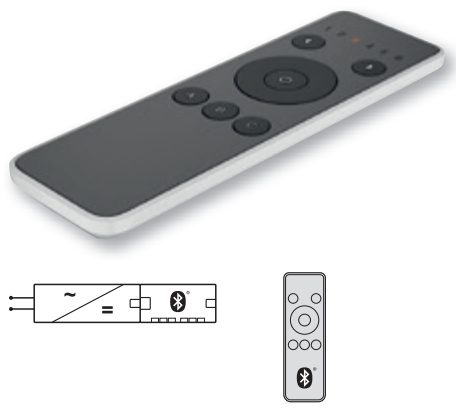
Voltage	Max. connected wattage W	Item No.
5 ^{12V}	60	833.95.746
5 ^{24V}	90	833.77.831

 1 RGB adapter occupies 3 output ports at the 6-way distributor.

Dimensional data not binding. Dimensions in mm, inches are approximate. We reserve the right to alter specifications without notice.

Wireless controls

Häfele Connect Mesh remote control



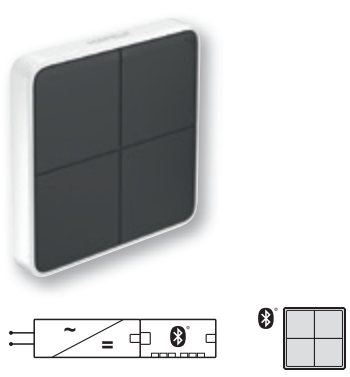
Easiness
 > One remote control for all applications: monochrome lights, multi-white lights, RGB lights and electrically operated fittings

- > Area of application: For controlling components at the Häfele Connect Mesh 6-way distributor
- > Function: Easy, direct pairing with a 6-way distributor or programming of buttons via app to control each node of the network
- > Version: Multi-function control panel
- > Material: Plastic
- > Color: Faceplate: Black; Housing: White
- > L x W x H: 130 x 42 x 11 mm (5 1/8" x 1 5/8" x 7/16")
- > Supplied with: 1 remote control
2 replaceable CR2032 button cell lithium batteries (002.99.032)

Item No.
850.00.040

! Please order Häfele Connect Mesh 6-way distributor separately, see page 96.

Häfele Connect Mesh push button - wall-mounted



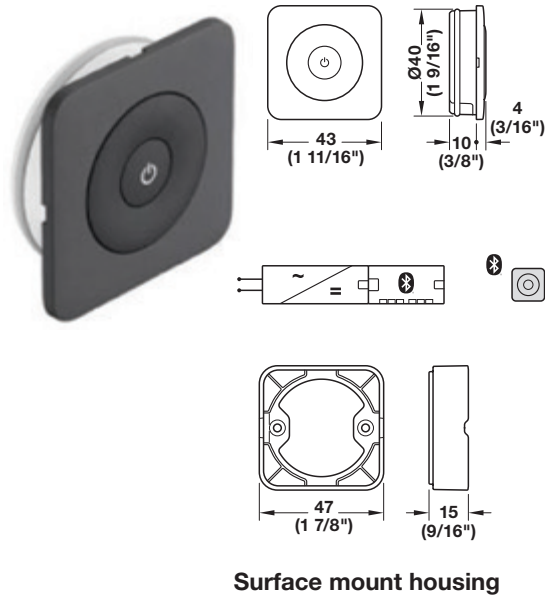
- > Area of application: For controlling components on the 6-way distributor, Häfele Connect Mesh (all functions that are accessible by pressing or holding a button)
- > Function: Easy, direct pairing with a 6-way distributor or programming of buttons via app to control each node of the network
- > Version: 4-button panel
- > Material: Plastic
- > Color: Faceplate: Black; Frame: White
- > L x W x H: 81 x 81 x 12 mm (3 3/16" x 3 3/16" x 1/2")
- > Mounting: For screw or glue fixing to any wall
- > Supplied with: 1 push button, wall-mounted
1 replaceable CR2430 button cell lithium batteries (002.99.034)

Item No.
850.00.041

! Please order Häfele Connect Mesh 6-way distributor separately, see page 96.

Wireless controls


Häfele Connect Mesh furniture switch, multi-functional



> Controls all light colors (monochrome, multi-white, RGB)

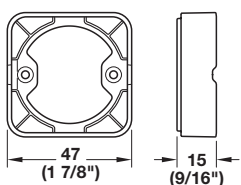
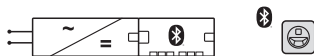
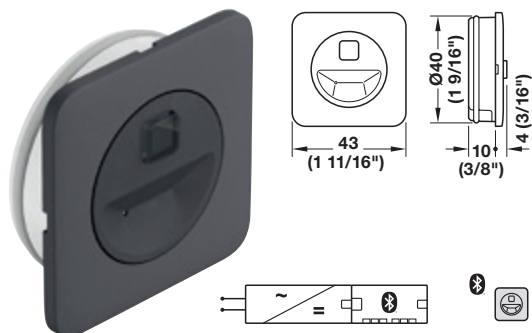
- > Area of application: For Bluetooth® wireless control of lights in a Häfele Connect Mesh network
- > Configuration: Switch is paired to a group of lights using the Häfele Connect Mesh app
- > Function: On/off, dimming, change color (RGB) or color temperature (multi-white)
- > Mounting: Recessed in drilled hole or surface mounted with supplied switch housing
- > Drill hole Ø: 40 mm (1 5/8")
- > Material: Plastic
- > Color: Faceplate: Black; Housing: White
- > Dimensions:
 - Switch (L x W): 43 x 43 mm (1 11/16" x 1 11/16")
 - Housing (L x W x H): 47 x 47 x 15 mm (1 7/8" x 1 7/8" x 9/16")
- > Supplied with:
 - 1 furniture switch
 - 1 surface mount housing
 - 1 replaceable CR2032 button cell lithium battery (002.99.032)

Item No.
850.00.952

 Please order Häfele Connect Mesh distributor separately, see page 96.

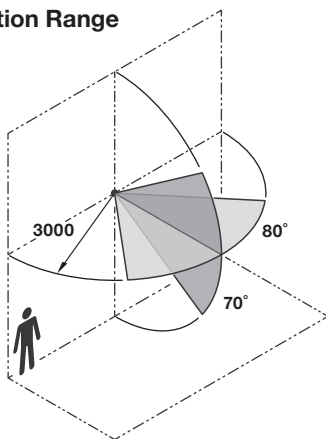
Motion detector

Häfele Connect Mesh motion detector - direct powered



Surface mount housing

Detection Range



Use Connect Mesh App to customize:

- > Run-time
- > Brightness threshold
- > Soft-off settings

- > Area of application: For controlling components of a Häfele Connect Mesh network
- > Version: Direct powered
- > Configuration: Use the Häfele Connect Mesh app to pair the switch to a group of lights and to customize settings for run time, brightness threshold and soft-off settings
- > Function: The modular lead cables are for power supply only. The switching signal is transmitted via Bluetooth®
- > Sensor range: 3 m (approximately 10 ft.)
- > Sensor angle: 80 degrees horizontal; 70 degrees vertical
- > Power consumption: 2 W
- > Mounting: Recess in drilled hole or surface mount with supplied switch housing
- > Drill hole Ø: 40 mm (1 5/8")
- > Material: Plastic
- > Color: Black
- > Dimensions: Switch (L x W): 43 x 43 mm (1 11/16" x 1 11/16")
Housing (L x W x H): 47 x 47 x 15 mm (1 7/8" x 1 7/8" x 9/16")
- > Supplied with: 1 motion detector switch
1 surface mount housing
1 12 V or 24 V modular lead cable (833.95.788 or 833.95.791)

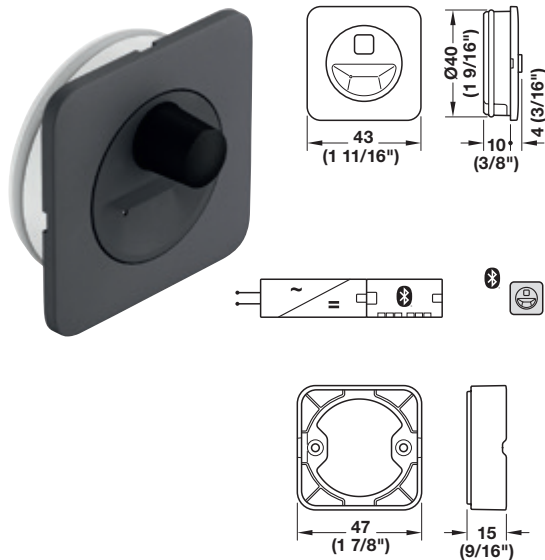
Voltage	Item No.
5 ^{12V}	850.00.954
5 ^{24V}	850.00.955

! Motion detector can only control lights that are connected to a Häfele Connect Mesh network. Please order Häfele Connect Mesh distributor separately.

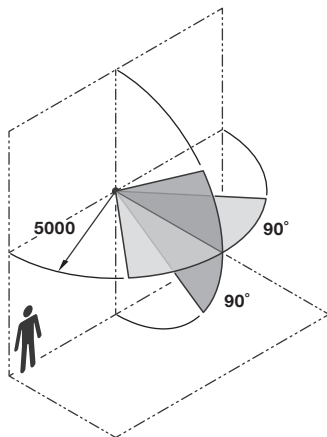
Dimensional data not binding. Dimensions in mm, inches are approximate. We reserve the right to alter specifications without notice.

Motion detector

Häfele Connect Mesh motion detector - battery powered



Surface mount housing




Detection Range

Sensor range 5,000 mm (196 7/8") with temperature difference of 39° F between environment and moving object. Range up to 7,000 mm (275 9/16") with difference of 46° F.

Use Connect Mesh App to customize:

- > Run-time
 - > Brightness threshold
 - > Soft-off settings
-
- > Area of application: For controlling components of a Häfele Connect Mesh network
 - > Version: Battery powered
 - > Configuration: Use the Häfele Connect Mesh app to pair the switch to a group of lights and to customize settings for run time, brightness threshold and soft-off settings
 - > Sensor range: 5 m (approximately 16 ft.)
 - > Sensor angle: 90 degrees horizontal; 90 degrees vertical
 - > Battery service life: >1 year
 - > Mounting: Recess in drilled hole or surface mount with supplied switch housing
 - > Drill hole Ø: 40 mm (1 5/8")
 - > Material: Plastic
 - > Color: Black
 - > Dimensions:
 - Switch (L x W): 43 x 43 mm (1 11/16" x 1 11/16")
 - Housing (L x W x H): 47 x 47 x 15 mm (1 7/8" x 1 7/8" x 9/16")
 - > Supplied with:
 - 1 motion detector switch
 - 1 surface mount housing
 - 1 CR3032 battery

Item No.
850.00.953

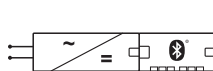

 Motion detector can only control lights that are connected to a Häfele Connect Mesh network. Please order Häfele Connect Mesh distributor separately.



This page is left blank intentionally.

Wireless wall switch


Häfele Connect Mesh 4-button remote and wall plate kit



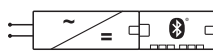
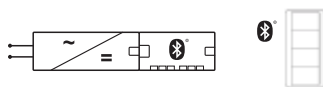
Battery included in kit only

- > Version: 4-button remote with wall plate, mounting bracket and battery
- > Material: Plastic
- > Color: White
- > L x W x H: 119 x 75 x 8 mm (4 11/16" x 3" x 5/16")
- > Mounting: Screw mounted on a wall surface or installed over a wall box
- > Supplied with: 4-button remote (850.00.951)
Decora style wall plate with mounting screws (820.66.753)
Mounting bracket for remote control (825.73.775)
CR2032 button cell lithium battery (002.99.032)

Item No.
450.80.868

 Please order Häfele Connect Mesh 6-way distributor separately, see page 96.


Häfele Connect Mesh 4-button remote - for Decora style wall plate



Design advantage

- > Designed to fit with Decora style wall plates, this wireless 4-button switch provides a clean contemporary appearance, and can be mounted flush to the wall

- > Area of application: For controlling lights connected to Connect Mesh distributors
- > Function: Each button can be programmed with the Häfele Connect Mesh App to control a group of lights or to activate specific scenes
- > Material: Plastic
- > Color: White
- > L x W x H: 67 x 33 x 8 mm (2 5/8" x 1 5/16" x 5/16")
- > Mounting: Use as a handheld control or wall mount with a Decora style wall plate and mounting bracket
- > Supplied with: 4-button remote switch

 Battery not included.
Please order 1 replaceable CR2032 button cell lithium battery (1 x 002.99.032) separately, see page 102.

Item No.
850.00.951

Dimensional data not binding. Dimensions in mm, inches are approximate. We reserve the right to alter specifications without notice.



Wireless wall switch




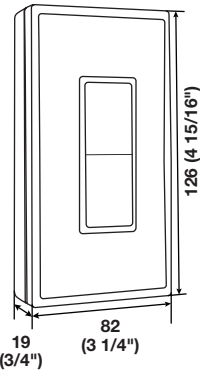
EnOcean wall switch - for Häfele Connect Mesh



Single



Double



- > Area of application: For controlling components connected to the Häfele Connect Mesh distributors or Häfele Connect BLE box
- > Function: Wall switch functions by pressing or holding down a button to: Switch on/off and dimming of white, multi-white and RGB lights and setting the color temperature of multi-white lights.
 - > Can be placed anywhere, no wires required
 - > Maintenance free (batteries not required)
- > Material: Plastic
- > Color: white
- > Mounting: Surface mount for screw fixing
- > Supplied with: Wall switch, base, wall plate, cover

Version	L x W x H	Item No.
Single	126 x 82 x 19 (4 15/16" x 3 1/4" x 3/4")	850.00.025
Double	126 x 115 x 19 (4 15/16" x 4 1/2" x 3/4")	850.00.026

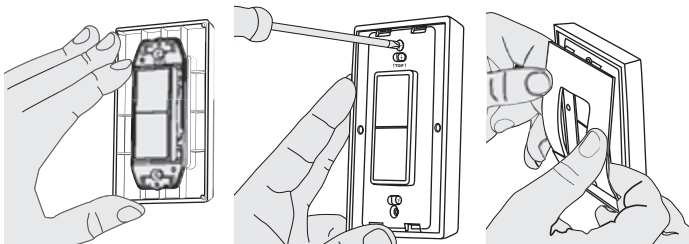


Please order Häfele Connect Mesh distributor or Häfele Connect BLE box separately.

Compatible with:



Installation

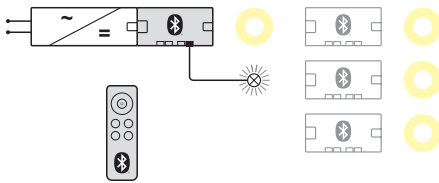



Distributor and remote control sets

4-Port Series - monochrome



4-port Connect Mesh distributor and remote control - monochrome



4-port Connect Mesh Monochrome Distributor (Up to 3 additional distributors can be added to the network)

4-Channel Functionality

- By default, the remote controls all the lights together.
- When you select one of the four channels on the remote, the remote will control the corresponding port on the mesh boxes in the network.



To order additional distributors without the remote control, see page 100D.

- > Distributor and remote are “pre-paired”; no app required
- > Ideal for smaller installations with up to 4 distributors and 1 remote control

- > Area of application: For switching on/off and dimming (0-100%)
- > Version: 4-port series; for monochrome LED lights
- > Number of connections: 1 x input port with box to box plug
1 x output port with box to box socket
4 x output ports with Loox5 2-pin sockets
- > Max. number of distributors per network: 4
- > Max distance between devices: 10 m (32.8 ft.)
- > Material/Color: Plastic, black
- > L x W x H: Distributor: 105 x 50 x 16 mm (4 1/8" x 2" x 5/8")
Remote control: 125 x 40 x 12 mm (4 15/16" x 1 5/8" x 15/32")
- > Supplied with: 1 4-port connect mesh monochrome distributor
1 Remote control with CR2032 battery included

Voltage	Memory function after power loss	Wattage capacity W	Item No.
5 12V	Turns on at 100%*	36	850.00.981
5 24V	Remembers last state	72	850.00.982

*Memory function for 12 V distributors with production date of 03/2022 or later will be “Remembers last state”.



Note

For full Connect Mesh functionality with switching function and app control, please use the Häfele Connect Mesh 6-way distributor.
Distance information within the network applies to a clear line of sight. Obstacles and sources of electromagnetic interference can reduce the range. Adding another 4-port distributor can be used as a signal booster to compensate for the loss of range. Maximum cable length from the power supply to the distributor is 2 m (6.5 ft.)

Ordering Information

Connect Mesh 4-port series monochrome networks are expandable to up to 4 distributors. Please order additional distributors and power supplies separately. Note nominal voltage!

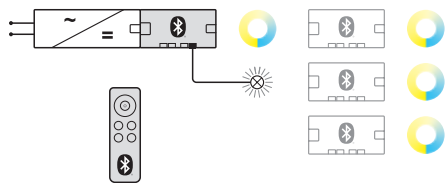



Distributor and remote control sets

4-Port Series - multi-white



4-port Connect Mesh distributor and remote control - 3-wire multi-white



4-port Connect Mesh Multi-white Distributor
(Up to 3 additional distributors can be added to the network)

1-Channel Functionality

- By default, the remote controls all the lights together.
- When you select one of the four channels on the remote, the remote will only control the lights connected to the mesh box that was assigned to that channel during the provisioning process.



To order additional distributors without the remote control, see page 100D.

- > Distributor and remote are “pre-paired”; no app required
- > 3-wire Multi-white ports; no adapters needed
- > Ideal for smaller installations with up to 4 distributors and 1 remote control

- > Area of application: For switching on/off, dimming (0-100%), and color temperature change for multi-white lights
- > Version: 4-port series; for 3-wire multi-white LED lights
- > Number of connections: 1 x input port with box to box plug
1 x output port with box to box socket
4 x output ports with Loox5 3-pin sockets for 3-wire multi-white lights
- > Max. number of distributors per network: 4
- > Max distance between devices: 10 m (32.8 ft.)
- > Material/Color: Plastic, black
- > L x W x H: Distributor: 105 x 50 x 16 mm (4 1/8" x 2" x 5/8")
Remote control: 125 x 40 x 12 mm (4 15/16" x 1 5/8" x 15/32")
- > Supplied with: 1 4-port connect mesh multi-white distributor
1 Remote control with CR2032 battery included

Voltage	Memory function after power loss	Wattage capacity W	Item No.
5 12V	100%; Color temp. 3850K*	36	850.00.983
5 24V	Remembers last state	72	850.00.984

*Memory function for 12 V distributors with production date of 03/2022 or later will be “Remembers last state”.



Note

For full Connect Mesh functionality with switching function and app control, please use the Häfele Connect Mesh 6-way distributor.
Distance information within the network applies to a clear line of sight. Obstacles and sources of electromagnetic interference can reduce the range. Adding another 4-port distributor can be used as a signal booster to compensate for the loss of range. Maximum cable length from the power supply to the distributor is 2 m (6.5 ft.)

Ordering Information

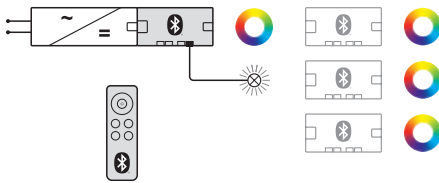

Connect Mesh 4-port series multi-white networks are expandable to up to 4 distributors. Please order additional distributors and power supplies separately. Note nominal voltage!

Distributor and remote control sets

4-Port Series - RGB



4-port Connect Mesh distributor and remote control - RGB



4-port Connect Mesh RGB Distributor
(Up to 3 additional distributors can be added to the network)

1-Channel Functionality

- By default, the remote controls all the lights together.
- When you select one of the four channels on the remote, the remote will only control the lights connected to the mesh box that was assigned to that channel during the provisioning process.



To order additional distributors without the remote control, see page 100D.

- > Distributor and remote are “pre-paired”; no app required
- > RGB ports; no adapters needed
- > Ideal for smaller installations with up to 4 distributors and 1 remote control

- > Area of application: For switching on/off, dimming (0-100%), and color change for RGB lights
- > Version: 4-port series; for RGB LED lights
- > Number of connections: 1 x input port with box to box plug
1 x output port with box to box socket
4 x output ports with Loox5 4-pin sockets for RGB lights
- > Max. number of distributors per network: 4
- > Max distance between devices: 10 m (32.8 ft.)
- > Material/Color: Plastic, black
- > L x W x H: Distributor: 105 x 50 x 16 mm (4 1/8" x 2" x 5/8")
Remote control: 125 x 40 x 12 mm (4 15/16" x 1 5/8" x 15/32")
- > Supplied with: 1 4-port connect mesh RGB distributor
1 Remote control with CR2032 battery included

Voltage	Memory function after power loss	Wattage capacity W	Item No.
5 12 V	100% at Red*	36	850.00.985
5 24 V	Remembers last state	72	850.00.986

*Memory function for 12 V distributors with production date of 03/2022 or later will be “Remembers last state”.



Note

For full Connect Mesh functionality with switching function and app control, please use the Häfele Connect Mesh 6-way distributor.
Distance information within the network applies to a clear line of sight. Obstacles and sources of electromagnetic interference can reduce the range. Adding another 4-port distributor can be used as a signal booster to compensate for the loss of range.
Maximum cable length from the power supply to the distributor is 2 m (6.5 ft.)

Ordering Information

Connect Mesh 4-port series RGB networks are expandable to up to 4 distributors. Please order additional distributors and power supplies separately. Note nominal voltage!

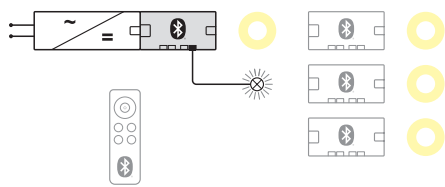


Distributors and remote control

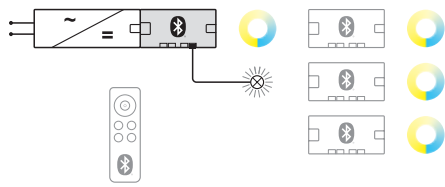
4-Port Series – Monochrome, Multi-white and RGB



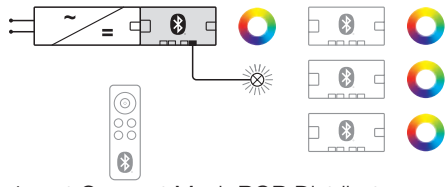
4-port Connect Mesh distributors - individual parts to add to existing sets



4-port Connect Mesh Monochrome Distributor



4-port Connect Mesh 3-Wire Multi-white Distributor



4-port Connect Mesh RGB Distributor

Functionality

By default, the remote controls all the lights in the network together.

- > Individual distributors for expanding existing sets
- > Easily paired with remote; no app required
- > Ideal for smaller installations with up to 4 distributors and 1 remote control

- > Areas of application: For switching on/off, dimming (0-100%); color temperature change (multi-white) and color change (RGB)
- > Version: 4-port series; for Monochrome, 3-wire Multi-white or RGB LED lights
- > Number of connections: 1 x input port with box to box plug
1 x output port with box to box socket
4 x output ports with Loox5 sockets: 2-pin (monochrome); 3-pin (Multi-white) 4-pin (RGB)
- > Max. number of distributors per network: 4
- > Max distance between devices: 10 m (32.8 ft.)
- > Material/Color: Plastic, black
- > L x W x H: Distributor: 105 x 50 x 16 mm (4 1/8" x 2" x 5/8")
- > Supplied with: 1 4-port connect mesh distributor

Voltage	Memory function after power loss	Wattage capacity W	Item No.
5 12V	100%*	36	850.00.910
5 24V	Remembers last state	72	850.00.920
5 12V	100% color temp. 3850K*	36	850.00.957
5 24V	Remembers last state	72	850.00.958
5 12V	100% at Red*	36	850.00.959
5 24V	Remembers last state	72	850.00.960

*Memory function for 12 V distributors with production date of 03/2022 or later will be "Remembers last state".

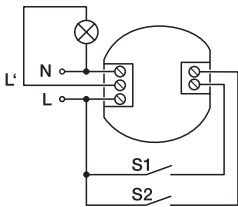
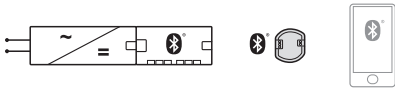
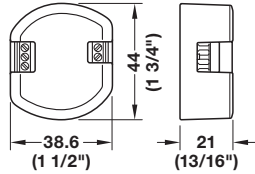
Remote Control for Connect Mesh 4-Port Series

Product type	Supplied with:	Item No.
Remote Control	1 Remote Control 1 CR2032 Battery	850.00.950
Button cell lithium battery	1 CR2032 Battery	002.99.032

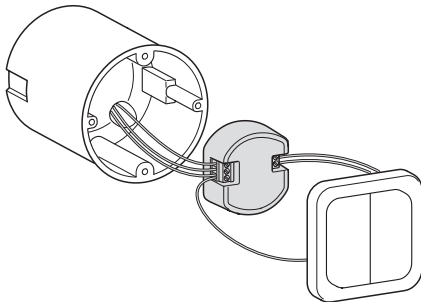
2-channel interface



Häfele Connect Mesh 2-channel interface - with potential free relay



Installation example



Installation in a deep switch box

Design advantage

> Use switches in the design of the house installation for the control of furniture and room lights with Häfele Connect Mesh

- > Area of application: For on/off control of room lighting or other home installations via the Häfele Connect Mesh and for integrating conventional wall-mounted toggle switch into the Häfele Connect Mesh
- > Version: Function programmable via app, each active component can control each passive component, see page 97.
- > Number of connections: 2 switching input port for conventional wall-mounted toggles switches (double-throw),
1 output port for on/off switching of 80–230 V, 3 A (can be controlled from any active component of the network)
- > Material: Plastic
- > L x W x H: 39 x 44 x 21 mm
(1 9/16" x 1 3/4" x 13/16")
- > Mounting: Suitable for installation in switch boxes.
Recommended switch box depth: 60 mm (2 3/8").
- > Supplied with: 1 2-channel interface

	Item No.
	850.00.046

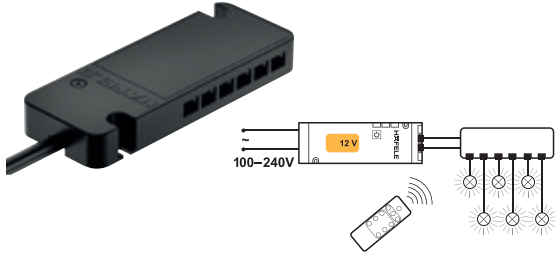
⚠ Please order Häfele Connect Mesh 6-way distributor separately, see page 96.

Dimensional data not binding. Dimensions in mm, inches are approximate. We reserve the right to alter specifications without notice.



RF receiver and remotes

Premium 6-channel remote receiver



> Material/Finish: Aluminum, black
 > L x W x H: 105 x 40 x 14 mm (4 1/8" x 1 5/8" x 9/16")

System	Wattage (W)	Max. wattage per slot (W)	Item No.
12 V	60	30	833.73.741
24 V	90	60	833.77.785

! White LED lights can be remote controlled with this system. Remote system requires at least 1 remote and 6-channel receiver to control lights. Three lighting scenes can be stored. Remote switches can be added that are compatible with both the 12 V and the 24 V system.

Max. 10 remote receivers can be combined. Light state and scene stored in memory and recalled upon start up.

Note
 Not suitable for multi-white or RGB lights.

Premium 6-channel remote



> Application: 12 V and 24 V system
 > Material/Color: Plastic, black
 > Supplied with: Replaceable CR2032 lithium battery

Item No.
833.89.121

! For controlling Loox 6-channel remote receivers for white LEDs. Soft on/off with dimming function for 6 channels. 3 lighting scenes can be stored. Max. 10 remote receivers can be controlled within a radius of 15 m (49').

Remote switch 12 V/24 V - recess mounted



> Drill hole Ø x H: 40 x 14.4 mm (1 5/8" x 9/16")
 > Material/Color: Plastic, silver colored
 > Supplied with: Replaceable CR2032 lithium battery

Item No.
833.89.122

! For controlling all channels or one channel of Loox remote receiver for white LEDs. Soft on/off and dimming. Max. 10 remote receivers can be controlled within a radius of 15 m (49').

+ **Housing for surface mounting**
 > Round for screw mounting

Item No.
833.89.123

Coin battery, lithium-ion, CR2032 - for remotes, CR2430 - for wall switch



Description	Ø	Item No.
CR2032	20 (13/16")	002.99.032
CR2430	24 (15/16")	002.99.034

Distributing



Distributor

- 6-way distributor, switching function > Page 105
- 6-way distributor > Page 105
- 6-way distributor, multi-switching function > Page 106
- 6-way distributor, multi-white controller > Page 107
- 6-way distributor, RGB controller > Page 108
- 2-way Y distributor > Page 109
- 6-way distributor - for hardwire applications > Page 109



Leads and connectors for LED strip lights

- Leads for LED strip light monochrome, 5 mm (3/16") > Page 117
- Leads for LED strip light monochrome, 8 mm (5/16") > Page 118
- Leads for LED silicone strip light monochrome, 8 mm (5/16") > Page 119
- Leads for LED strip light multi-white, 8 mm (5/16") > Page 120
- Leads for LED strip lights RGB, 10 mm (3/8") > Page 121




Extension leads

- Extension lead monochrome/2-pin > Page 110
- Extension lead multi-white > Page 110
- Extension leads CL3R > Page 111
- Extension lead RGB > Page 112
- 4-way extension lead monochrome/2-pin > Page 112



Adapters

- Adapters Loox/Loox5 > Pages 122-123
- Adapter leads for LED strip lights > Page 123



Accessories

- Female socket > Page 113
- Male plug > Page 113
- CL3R cable > Page 113
- Wire stripper > Page 114
- Terminal clipper > Page 114
- Wire splice > Page 114



Cable routing

- Cable channel > Page 124
- Cable cover > Page 124



Modular leads

- Lead for modular lights and other modular devices > Page 115



Accessories

- Drill bits > Pages 125-126



Switch leads

- Extension lead for switches > Page 116
- Lead for modular switches > Page 116
- Lead for switches > Page 116




Dimensional data not binding. Dimensions in mm, inches are approximate. We reserve the right to alter specifications without notice.



Distributing

Definition of terms



- ① Power cord
- ② Extension lead for switch
- ③ Lead for modular switches
- ④ Extension lead
- ⑤ 4-way extension lead
- ⑥ Lead for LED strip light
- ⑦ Corner connector for LED strip light
- ⑧ Interconnecting lead for LED strip light
- ⑨ Clip connector for LED strip light
- ⑩ Lead for modular lights
- ⑪ Light with permanent lead
- ⑫ Adapter
- ⑬ 6-way distributor

Distributors



Häfele Loox5 box to box 6-way distributor

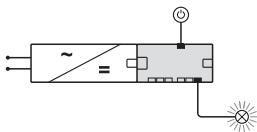
Plug connection box to box

- > The connection of the distributors with the driver can be done via a box to box plug-in connection or via an extension lead.
- Any number of distributors can be connected to the driver. Observe maximum wattage!
- > Häfele Connect Mesh 6-way distributor, see page 96

Häfele Loox5 box to box 6-way distributor - with switching function



1 switch controls all output ports



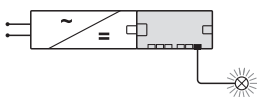
- > Material/Color: Plastic, black
- > L x W x H: 120 x 50 x 16 mm (4 3/4" x 2" x 5/8")
- > Number of connections: 1 x input port with box to box plug, 1 x output port with box to box socket, 1 x input port switch socket, 6 x output ports
- > Supplied with: 1 distributor

Voltage	Max. connected wattage W	Item No.
5 12V	60	833.95.748
5 24V	90	833.77.833

Loox5 distributor with Loox output ports

Voltage	Max. connected wattage W	Item No.
12V	42	833.95.749
24V	84	833.77.834

Häfele Loox5 box to box 6-way distributor - without switching function



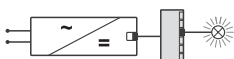
- > Material/Color: Plastic, black
- > L x W x H: 120 x 50 x 16 mm (4 3/4" x 2" x 5/8")
- > Number of connections: 1 x input port with box to box plug, 1 x output port with box to box socket, 6 x output ports
- > Supplied with: 1 distributor

Voltage	Max. connected wattage W	Item No.
5 12V	60	833.95.747
5 24V	90	833.77.832

Häfele Loox5 6-way distributor - without switching function



Can also be connected to 6-way distributor.



- > Material/Color: Plastic, black
- > L x W x H: 70 x 30 x 14 mm (2 3/4" x 1 3/16" x 9/16")
- > Number of connections: 1 x input port with box to box plug, 1 x output port with box to box socket, 6 x output ports
- > Supplied with: 1 distributor

Voltage	Max. connected wattage W	Item No.
5 12V	60	833.95.786
5 24V	90	833.77.839

Dimensional data not binding. Dimensions in mm, inches are approximate. We reserve the right to alter specifications without notice.

Distributors

Häfele Loox5 6-way distributor with multi-switching function

- > Multi-switching function for up to 3 switches, saving space and cost
- > 3 switching mode options
- > Permanent soft on/off function, regardless of the switch that is used



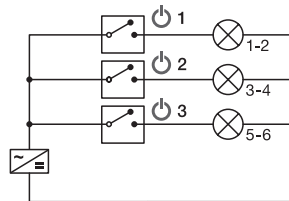
- > Area of application: For switching on/off and dimming (0–100%)
- > Material/Color: Plastic, black
- > L x W x H: 120 x 50 x 16 mm (4 3/4" x 2" x 5/8")
- > Number of connections: 1 x input port with box to box plug
1 x output port with box to box socket
3 x input switch sockets
6 x output ports
- > Supplied with: 1 distributor

Voltage	Max. connected wattage W	Item No.
5 12V	60	833.95.828
5 24V	90	833.95.829

3 modes of operation

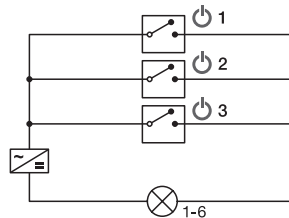
Parallel (red indicator light)

Switch 1 = controls outputs 1 and 2
Switch 2 = controls outputs 3 and 4
Switch 3 = controls outputs 5 and 6



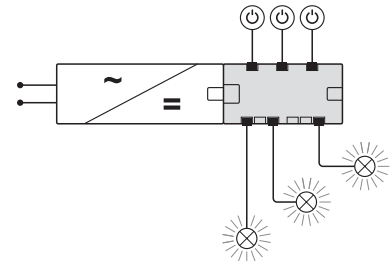
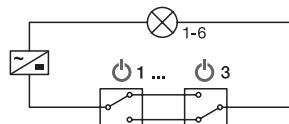
No cross (blue indicator light)

Any of the three switches can turn the lights on.
To turn lights off, all switches must be turned off.



Cross (green indicator light)

Any of the 3 switches can turn on/off the lights.

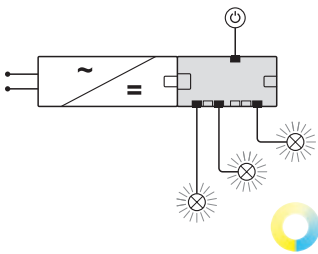


Distributors



Häfele Loox5 6-way distributor with manual multi-white control

- > Connect multi-white lights directly - without adapters
- > Change color temperature by pushing button on distributor; no Bluetooth® or app required
- > Toggle between four color temperatures (2700 K, 3000 K, 4000 K, 5000 K)



- > Area of application: For setting multi-white light color temperature during installation; not designed for end-user control
- > Material/Color: Plastic, black
- > Version: Box to box, 3-wire multi-white, with switch port
- > L x W x H: 120 x 50 x 16 mm (4 3/4" x 2" x 5/8")
- > Number of connections: 1 x input port with box to box plug
1 x output port with box to box socket
1 x input switch socket
6 x output ports for 3-wire multi-white lights
- > Supplied with: 1 distributor

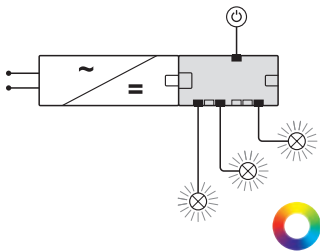
Voltage	Max. connected wattage W	Item No.
5 12 V	60	833.95.892
5 24 V	90	833.95.893

Distributors



Häfele Loox5 6-way distributor with manual RGB control

- > Connect RGB lights directly – without adapters
- > Change color by pushing button on distributor; no Bluetooth® or app required
- > Toggle between eight colors (red, orange, yellow, green, cyan, blue, violet and magenta)
- > With another push of the button, colors will rotate through all the colors on an 80-second cycle



- > Area of application: For setting preferred color for RGB lights
- > Material/Color: Plastic, black
- > Version: Box to box, RGB, with switch port
- > L x W x H: 120 x 50 x 16 mm (4 3/4" x 2" x 5/8")
- > Number of connections: 1 x input port with box to box plug
1 x output port with box to box socket
1 x input switch socket
6 x output ports for RGB lights
- > Supplied with: 1 distributor

Voltage	Max. connected wattage W	Item No.
5 12V	60	833.95.890
5 24V	90	833.95.891

Distributors




6-way distributor - with bare wire ends for hardwired applications



- > Area of Application: Add to any hardwired dimmable driver to turn output into modular connectors for Loox lights
- > Material/Color: Plastic, black
- > L x W x H: 70 x 30 x 16 mm (2 3/4" x 1 3/16" x 9/16")
- > Type of cable: 18 AWG wires are marked for polarity

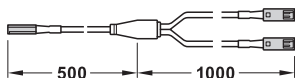
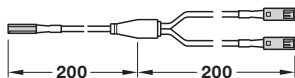
Voltage	Max. connected wattage W	Item No.
5 12 V	60	833.95.870
5 24 V	90	833.95.880

Häfele Loox5 2-way Y distributor monochrome - 1 male, 2 female



- > Material/Color: Plastic, black
- > Length: 400 mm (15 3/4")
- > Supplied with: 1 lead, 1 plug/2 sockets

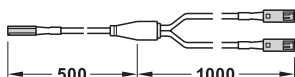

Voltage	Max. connected wattage W	Item No.
5 12 V	60	833.95.874
5 24 V	90	833.95.884



- > Material/Color: Plastic, black
- > Length: 1500 mm (59 1/16")
- > Supplied with: 1 lead, 1 plug/2 sockets

Voltage	Max. connected wattage W	Item No.
5 12 V	60	833.93.737
5 24 V	90	833.75.744

Häfele Loox5 2-way Y distributor multi-white - 1 male, 2 female



- > Material/Color: Plastic, black
- > Length: 1500 mm (59 1/16")
- > Supplied with: 1 lead, 1 plug/2 sockets

Voltage	Max. connected wattage W	Item No.
5 12 V	60	833.93.738
5 24 V	90	833.93.739

Dimensional data not binding. Dimensions in mm, inches are approximate. We reserve the right to alter specifications without notice.

Extension leads

Häfele Loox5 extension leads


Maximum lead length from the Loox5 driver to the device is 10,000 mm (393 11/16").

Long cable lengths in combination with large loads (strip light lengths) can result in voltage losses in the cable. These lead to visible loss of brightness in the lights. The illuminance listed with the lights has been determined with the rated output voltage of the driver. (12 V or 24 V).

Häfele Loox5 extension leads monochrome



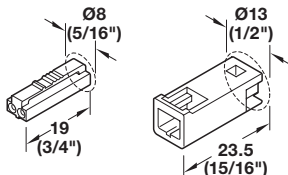
12 V monochrome



24 V monochrome

- > Area of application: For monochrome lights and other 2-wire devices and distributors
- > Material: Plastic
- > Current carrying capacity: Max. 5 A
- > Type of cable: 2-wire 18 AWG
- > Drill hole Ø: Plug 8 mm (5/16"), socket 13 mm (1/2")
- > Supplied with: 1 extension lead
1 plug/1 socket


Voltage	200 mm (7 7/8")	300 mm (11 13/16")	500 mm (19 11/16")	600 mm (23 5/8")	750 mm (29 1/2")	1000 mm (39 3/8")	2000 mm (78 3/4")
5 12V	833.95.911	833.95.912	833.95.712	833.95.914	833.95.915	833.95.713	833.95.714
5 24V	833.95.921	833.95.922	833.95.719	833.95.924	833.95.925	833.95.718	833.95.717



Häfele Loox5 extension leads multi-white



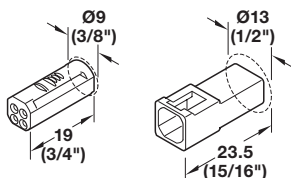
12 V multi-white



24 V multi-white

- > Area of application: For multi-white lights
- > Material: Plastic
- > Current carrying capacity: Max. 3.5 A
- > Type of cable: 3-wire 20 AWG
- > Drill hole Ø: Plug 9 mm (3/8"), socket 13 mm (1/2")
- > Supplied with: 1 extension lead
1 plug/1 socket

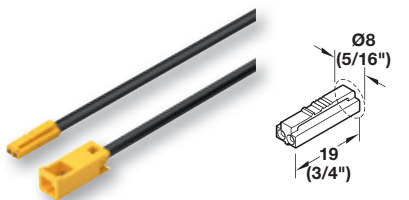
Voltage	200 mm (7 7/8")	300 mm (11 13/16")	500 mm (19 11/16")	600 mm (23 5/8")	750 mm (29 1/2")	1000 mm (39 3/8")	2000 mm (78 3/4")
5 12V	833.95.931	833.95.933	-	833.95.935	833.95.936	833.95.937	833.95.715
5 24V	833.95.792	833.95.793	833.95.794	833.95.795	-	833.95.796	833.95.720



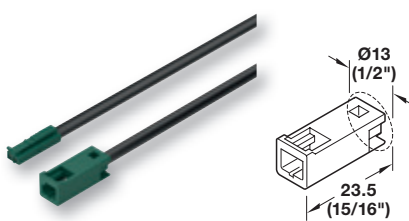
Extension leads

! Meets the following codes for wire and cable locations:
 > NEC article 411 Lighting systems operating at 30 V or less attached to Class 2 power
 > NEC article 725.135 Installation of Class 2 cable > NEC article 411.5 Specific Location Requirements

Häfele Loox5 CL3R extension leads monochrome



12 V monochrome




24 V monochrome


- > Area of application: For monochrome lights and other 2-wire powered devices and distributors
- > Material: Plastic
- > Current carrying capacity: Max. 5 A
- > Type of cable: Wire gauge: 18AWG; Wire type: CL3R
Construction: 2-conductor, stranded copper
Rating: Class 2, double insulated
- > Drill hole Ø: Plug 8 mm (5/16"), socket 13 mm (1/2")
- > Supplied with: 1 extension lead, 1 plug/1 socket

Voltage	500 mm (19 11/16")	1000 mm (39 3/8")	2000 mm (78 3/4")	3000 mm (118 1/8")	5000 mm (196 7/8")	10000 mm (393 3/4")
5 12V	833.93.725	833.93.724	833.93.723	833.95.871	833.95.872	833.95.873
5 24V	833.75.756	833.75.755	833.75.754	833.95.881	833.95.882	833.95.883

Häfele Loox5 CL3R extension leads multi-white



12 V multi-white



24 V multi-white

- > Area of application: For multi-white lights
- > Material: Plastic
- > Current carrying capacity: Max. 3.5 A
- > Type of cable: Wire gauge: 20AWG; Wire type: CL3R
Construction: 3-conductor, stranded copper
Rating: Class 2, double insulated
- > Drill hole Ø: Plug 9 mm (3/8"), socket 13 mm (1/2")
- > Supplied with: 1 extension lead, 1 plug/1 socket

Voltage	Length	Item No.
5 12V	2000 (78 3/4")	833.93.731
5 24V	2000 (78 3/4")	833.75.757

Häfele Loox5 CL3R extension leads RGB



12 V RGB



24 V RGB


- > Area of application: For RGB lights
- > Material: Plastic
- > Current carrying capacity: Max. 3.5 A
- > Type of cable: Wire gauge: 20AWG; Wire type: CL3R
Construction: 4-conductor, stranded copper
Rating: Class 2, double insulated
- > Drill hole Ø: Plug 9 mm (3/8"), socket 13 mm (1/2")
- > Supplied with: 1 extension lead, 1 plug/1 socket

Voltage	Length	Item No.
5 12V	2000 (78 3/4")	833.93.732
5 24V	2000 (78 3/4")	833.75.758

Dimensional data not binding. Dimensions in mm, inches are approximate. We reserve the right to alter specifications without notice.

Extension leads


Häfele Loox5 extension leads RGB



- > Area of application: For RGB lights
- > Material: Plastic
- > Current carrying capacity: Max. 3.5 A
- > Type of cable: 4-wire 20 AWG
- > Drill hole Ø: Plug 9 mm (3/8"), socket 13 mm (1/2")
- > Length: 2000 mm (78 3/4")
- > Supplied with: 1 extension lead
1 plug/1 socket

Voltage	Item No.
5 12V	833.95.716
5 24V	833.95.721

Häfele Loox5 4-way extension leads - monochrome



- > Area of application: For monochrome lights and other 2-wire powered devices and distributors
- > Current carrying capacity: Max. 5 A
- > Type of cable: 2-wire 18 AWG
- > Drill hole Ø: Plug 8 mm (5/16")
- > Length: 6500 mm (255 7/8")
- > Supplied with: 1 extension lead
1 plug/4 sockets

Voltage	Item No.
5 12V	833.95.742
5 24V	833.95.743

! Maximum lead length from the Loox5 driver to the device is 10,000 mm (393 11/16"). Long cable lengths in combination with large loads (strip light lengths) can result in voltage losses in the cable. These lead to visible loss of brightness in the lights. The illuminance listed with the lights has been determined with the rated output voltage of the driver. (12 V or 24 V).

Accessories

Custom length extension lead components

Loox5 female socket

12V



24V



- > Material: Plastic
- > Supplied with: 100 pcs.

Voltage	Item No.
5 12V	833.89.918
5 24V	833.89.917

Loox5 male plug

12V



24V



- > Material: Plastic
- > Supplied with: 100 pcs.

Voltage	Item No.
5 12V	833.89.916
5 24V	833.89.915

Cable, CL3R 2-conductor, 18AWG 12/24V



Meets the following codes for wire and cable locations:

- > NEC article 411 Lighting systems operating at 30V or less attached to Class 2 power
- > NEC article 725.135 Installation of Class 2 cable
- > NEC article 411.5 Specific Location Requirements
- > Length: 76 m (250')
- > Material/Color: Plastic/black

Item No.
833.93.748

Pin for female socket 12/24V



- > Material/Finish: Steel, chrome-plated
- > Supplied with: 200 pcs.

Item No.
833.89.914

Pin for male plug 12/24V



- > Material/Finish: Steel, chrome-plated
- > Supplied with: 200 pcs.

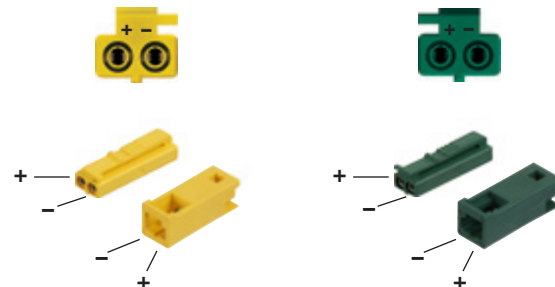
Item No.
833.89.913

Loox5 male plug extraction tool



- > Material: Stainless Steel

Item No.
833.89.912



- ! Use the listed components to make your own custom length cables. One plug requires two pins per cable end. Make note of wire orientation to ensure correct polarity. Refer to photo for typical +/- connections.



Accessories

Custom cable assembly tools and accessories

Wire insulation stripper



> Material/Color: Steel/Plastic, black/red

Item No.
006.11.050

Terminal crimper, molex



> Material/Color: Steel/Plastic, black/red

Item No.
006.17.011

Wire splice



- > L x W x H: 18 x 8.5 x 5.5 mm
(11/16" x 5/16" x 3/16")
- > Material: Plastic, white
- > Supplied with: 100 pcs.

Item No.
824.19.397

Wire splice



- > L x W x H: 18 x 12.5 x 8.5 mm
(11/16" x 1/2" x 5/16")
- > Material: Plastic, clear
- > Supplied with: 50 pcs.

Item No.
824.19.398

Accessories

Custom cable assembly tools and accessories

Cable/LED Connector, 8 mm



- > L x W x H: 24.45 x 12.75 x 7.8 mm
(31/32" x 1/2" x 5/16")
- > Material: Plastic, black, clear
- > Supplied with: 10 pcs.

Item No.
824.19.417

Cable/LED Connector, 5 mm



- > L x W x H: 24.40 x 9.6 x 7.8 mm
(31/32" x 3/8" x 5/16")
- > Material: Plastic, black, clear
- > Supplied with: 10 pcs.

Item No.
824.19.418

Cable/LED Connector, 10 mm



- > L x W x H: 24.40 x 14.7 x 7.8 mm
(31/32" x 19/32" x 5/16")
- > Material: Plastic, black, clear
- > Supplied with: 10 pcs.

Item No.
824.19.419

Dimensional data not binding. Dimensions in mm, inches are approximate. We reserve the right to alter specifications without notice.

Accessories

Custom cable assembly tools and accessories

Cable/LED Connector, 8 mm



- > L x W x H: 16.2 x 10.5 x 4.75 mm
(5/8" x 13/32" x 3/16")
- > Material: Plastic, ivory
- > Supplied with: 10 pcs.

Item No.
824.19.420

Cable/LED Connector, 8 mm



- > L x W x H: 15.4 x 9.5 x 5.7 mm
(19/32" x 3/2" x 7/32")
- > Material: Plastic, clear
- > Supplied with: 10 pcs.

Item No.
824.19.421

Cable/LED Connector, 8 mm



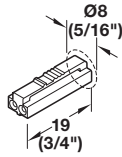
- > L x W x H: 16 x 10.4 x 4.5 mm
(5/8" x 13/32" x 5/32")
- > Material: Plastic, ivory
- > Supplied with: 10 pcs.

Item No.
824.19.422

Leads

Modular design

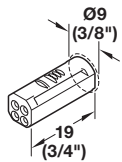

Häfele Loox5 lead - for modular lights and other modular devices



- > Area of application: For monochrome lights and other 2-wire powered devices and distributors
- > Version: With snap-in connector
- > Current carrying capacity: Max. 1.5 A
- > Type of cable: 2-wire 24 AWG
- > Drill hole Ø: Plug 8 mm (5/16")
- > Supplied with: 1 lead plug/plug

Voltage	Length	Item No.
5 12 V	1000 (39 3/8")	833.95.789
	2000 (78 3/4")	833.95.788
5 24 V	2000 (78 3/4")	833.95.791

Häfele Loox5 lead - for modular multi-white lights



- > Area of application: Modular multi-white lights
- > Version: With snap-in connector
- > Current carrying capacity: Max. 1.5 A
- > Type of cable: 3-wire 24 AWG
- > Drill hole Ø: Plug 9 mm (3/8")
- > Length: 2000 mm (78 3/4")
- > Supplied with: 1 lead plug/plug

Voltage	Item No.
5 12 V	833.95.787
5 24 V	833.95.790

Dimensional data not binding. Dimensions in mm, inches are approximate. We reserve the right to alter specifications without notice.

Switch leads

Häfele Loox extension lead - for switches



- > Area of application: Switches and modular switches
- > Drill hole Ø: Plug 12 mm (1/2")
- > Length: 2000 mm (78 3/4")
- > Supplied with: 1 extension lead plug/socket

	Item No.
	833.89.067

! The maximum lead length of a switch is 6 m (236 1/4").

Häfele Loox lead - for modular switches



- > Area of application: Modular switches
- > Version: With snap-in connector
- > Drill hole Ø: Plug 12 mm (1/2")
- > Supplied with: 1 lead plug/plug

Length	Item No.
500 (19 11/16")	833.89.140
1000 (39 3/8")	833.89.141
2000 (78 3/4")	833.89.142

Häfele Loox lead - for multi-boxes to switching input




- > Area of application: Multi-switch and multi-driver box
- > Drill hole Ø: Plug 12 mm (1/2")
- > Supplied with: 1 lead plug/plug

Length	Item No.
500 (19 11/16")	833.89.068
2000 (78 3/4")	833.89.069

Leads

For LED strip light monochrome, 5 mm (3/16")

Häfele Loox5 lead - for LED strip light monochrome, 5 mm (3/16")



- > Current carrying capacity: Max. 3.5 A
- > Type of cable: 2-wire 20 AWG
- > Width: Clip 7 mm (1/4")
- > Drill hole Ø: Plug 8 mm (5/16")
- > Length: 2000 mm (78 3/4")
- > Supplied with: 1 lead plug/clip

Voltage	Item No.
5 12 V	833.95.705
5 24 V	833.95.711

Häfele Loox5 interconnecting lead - for LED strip light monochrome, 5 mm (3/16")



- > Current carrying capacity: Max. 3.5 A
- > Type of cable: 2-wire 20 AWG
- > Width: Clip 7 mm (1/4")
- > Drill hole Ø: Clip 10 mm (3/8")
- > Supplied with: 1 interconnecting lead clip/clip

Length	Item No.
50 (2")	833.89.194
500 (19 11/16")	833.89.195
2000 (78 3/4")	833.89.196


Häfele Loox5 clip connector - for LED strip light monochrome, 5 mm (3/16")



- > Current carrying capacity: Max. 3.5 A
- > Width: Clip 7 mm (1/4")
- > Drill hole Ø: Clip 10 mm (3/8")
- > Length: 33.5 mm (1 5/16")
- > Supplied with: 10 pcs.

Item No.
833.89.207

Häfele Loox5 corner connector - for LED strip light monochrome, 5 mm (3/16")



- > Current carrying capacity: Max. 3.5 A
- > L x W: 21 x 21 mm (13/16" x 13/16")
- > Supplied with: 10 pcs.

Item No.
833.89.190


Dimensional data not binding. Dimensions in mm, inches are approximate. We reserve the right to alter specifications without notice.

Leads

For LED strip light monochrome, 8 mm (5/16")

ALSO FOR CONSTANT CURRENT STRIP LIGHTS

Häfele Loox5 lead - for LED strip light monochrome, 8 mm (5/16")



- > Current carrying capacity: Max. 5 A
- > Type of cable: 2-wire 18 AWG
- > Width: Clip 10 mm (3/8")
- > Drill hole Ø: Plug 8 mm (5/16")
- > Supplied with: 1 lead plug/clip

Voltage	Length	Item No.
5 12V	100 (4")	833.93.736
	500 (19 11/16")	833.95.701
	2000 (78 3/4")	833.95.700
5 24V	100 (4")	833.75.743
	500 (19 11/16")	833.95.707
	2000 (78 3/4")	833.95.706


Häfele Loox5 interconnecting lead - for LED strip light monochrome, 8 mm (5/16")



- > Current carrying capacity: Max. 5 A
- > Type of cable: 2-wire 18 AWG
- > Width: Clip 10 mm (3/8")
- > Drill hole Ø: Clip 12 mm (1/2")
- > Supplied with: 1 lead clip/clip

Length	Item No.
50 (2")	833.89.191
500 (19 11/16")	833.89.192
2000 (78 3/4")	833.89.193

Häfele Loox5 clip connector - for LED strip light monochrome, 8 mm (5/16")



- > Current carrying capacity: Max. 5 A
- > Width: Clip 10 mm (3/8")
- > Drill hole Ø: Clip 12 mm (1/2")
- > Length: 33.5 mm (1 5/16")
- > Supplied with: 10 pcs.

Item No.
833.89.206

Häfele Loox5 corner connector - for LED strip light monochrome, 8 mm (5/16")



- > Current carrying capacity: Max. 5 A
- > L x W: 24 x 24 mm (15/16" x 15/16")
- > Supplied with: 10 pcs.

Item No.
833.89.187

Leads

For LED silicone strip light monochrome, 8 mm (5/16")

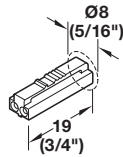
Häfele IP44 Loox5 lead - for LED silicone strip light monochrome, 8 mm (5/16")



12 V monochrome



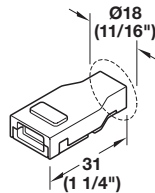
24 V monochrome



- > Current carrying capacity: Max. 5 A
- > Type of cable: 2-wire 18 AWG
- > Width: Silicone plug 15 mm (9/16")
- > Drill hole Ø: Plug 8 mm (5/16")
- > Length: 2000 mm (78 3/4")
- > Supplied with: 1 lead plug/clip

Voltage	Item No.
5 12 V	833.95.703
5 24 V	833.95.709

Häfele IP44 Loox5 interconnecting lead - for LED silicone strip light monochrome, 8 mm (5/16")



- > Current carrying capacity: Max. 5 A
- > Type of cable: 2-wire 18 AWG
- > Width: Clip 15 mm (9/16")
- > Drill hole Ø: Clamp 18 mm (11/16")
- > Supplied with: 1 lead clip/clip

Length	Item No.
50 (2")	833.89.203
500 (19 11/16")	833.89.204
2000 (78 3/4")	833.89.205


➔ The leads and clips on page 118 can be used to make IP20 connections for the monochrome 8 mm (5/16") silicon strip.

Leads

For LED strip light multi-white, 8 mm (5/16")



Häfele Loox5 lead - for LED strip light multi-white, 8 mm (5/16")



- > Current carrying capacity: Max. 3.5 A
- > Type of cable: 3-wire 20 AWG
- > Width: Clip 10 mm (3/8")
- > Drill hole Ø: Plug 9 mm (3/8")
- > Length: 2000 mm (78 3/4")
- > Supplied with: 1 lead plug/clip

Voltage	Item No.
5 12V	833.95.702
5 24V	833.95.708


Häfele Loox5 interconnecting lead - for LED strip light multi-white, 8 mm (5/16")



- > Current carrying capacity: Max. 3.5 A
- > Type of cable: 3-wire 20 AWG
- > Width: Clip 10 mm (3/8")
- > Drill hole Ø: Clip 12 mm (1/2")
- > Supplied with: 1 lead clip/clip

Length	Item No.
50 (2")	833.89.197
500 (19 11/16")	833.89.198
2000 (78 3/4")	833.89.199

Häfele Loox5 clip connector - for LED strip light multi-white, 8 mm (5/16")



- > Current carrying capacity: Max. 3.5 A
- > Width: Clip 10 mm (3/8")
- > Drill hole Ø: Clip 12 mm (1/2")
- > Length: 33.5 mm (1 5/16")
- > Supplied with: 10 pcs.

Item No.
833.89.208

Häfele Loox5 corner connector - for LED strip light multi-white, 8 mm (5/16")



- > Current carrying capacity: Max. 3.5 A
- > L x W: 24 x 24 mm (15/16" x 15/16")
- > Supplied with: 10 pcs.

Item No.
833.89.188



Leads

For LED strip light RGB, 10 mm (3/8")

ILLUMINATING



EXTENDING



SWITCHING



NETWORKING




DISTRIBUTING



SUPPLYING



Häfele Loox5 lead - for LED strip light RGB, 10 mm (3/8")



- > Current carrying capacity: Max. 3.5 A
- > Type of cable: 4-wire 20 AWG
- > Width: Clip 12 mm (1/2")
- > Drill hole Ø: Plug 9 mm (3/8")
- > Length: 2000 mm (78 3/4")
- > Supplied with: 1 lead plug/clip

Voltage	Item No.
5 12 V	833.95.704
5 24 V	833.95.710


Häfele Loox5 interconnecting lead - for LED strip light RGB, 10 mm (3/8")



- > Current carrying capacity: Max. 3.5 A
- > Type of cable: 4-wire 20 AWG
- > Width: Clip 12 mm (1/2")
- > Drill hole Ø: Clip 14 mm (9/16")
- > Supplied with: 1 lead clip/clip

Length	Item No.
50 (2")	833.89.200
500 (19 11/16")	833.89.201
2000 (78 3/4")	833.89.202

Häfele Loox5 clip connector - for LED strip light RGB, 10 mm (3/8")



- > Current carrying capacity: Max. 3.5 A
- > Width: Clip 12 mm (1/2")
- > Drill hole Ø: Clip 14 mm (9/16")
- > Length: 33.5 mm (1 5/16")
- > Supplied with: 10 pcs.

Item No.
833.89.209

Häfele Loox5 corner connector - for LED strip light RGB, 10 mm (3/8")



- > Current carrying capacity: Max. 3.5 A
- > L x W: 26 x 26 mm (1" x 1")
- > Supplied with: 10 pcs.

Item No.
833.89.189



Dimensional data not binding. Dimensions in mm, inches are approximate. We reserve the right to alter specifications without notice.




Adapter

Loox5 driver > Loox device

Adapter for devices with Loox plug - for connecting to Loox5 driver



12 V: Loox socket/Loox5 plug



24 V: Loox socket/Loox5 plug

> Area of application: For connecting Loox devices to Loox5 drivers or Loox5 distributors. Suitable for all devices with Loox plug, e.g. monochrome lights, distributors, charging stations, color mixers for multi-white and RGB as well as electrically operated fittings, converters, etc.

- > Length: 50 mm (2")
- > Current carrying capacity: Max. 3.5 A
- > Drill hole Ø: 12 mm (1/2")


Device	Driver	Max. connected wattage W	Item No.
12 V	5 12 V	Max. 42	833.95.753
24 V	5 24 V	Max. 84	833.77.838

! Not suitable for 3-wire Loox plugs (multi-white) or 4-wire Loox plugs (RGB).
The current carrying capacity is limited to 3.5 A.
Observe maximum wattage.


Adapter

Loox driver > Loox5 device

Adapter for devices with Loox5 plug - for connecting to Loox driver



12 V: Loox5 socket/Loox plug



24 V: Loox5 socket/Loox plug

- > Area of application: For connecting Loox5 devices to Loox drivers or Loox distributors. Suitable for all devices with 2-wire Loox5 plug, e.g. monochrome lights, distributors, charging stations, etc.
- > Length: 45 mm (1 3/4")
- > Current carrying capacity: Max. 3.5 A
- > Drill hole Ø: 13 mm (1/2")

Device	Driver	Max. connected wattage W	Item No.
5 12 V	12 V	Max. 42	833.95.752
5 24 V	24 V	Max. 84	833.77.837

! Not suitable for 4-wire Loox5 plugs (multi-white or RGB). The current carrying capacity is limited to 3.5 A. Observe maximum wattage.

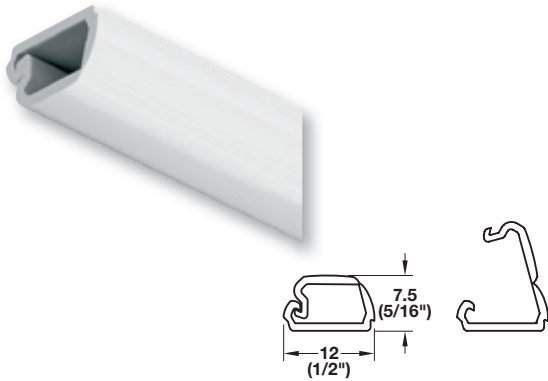
Adapter leads for LED strip lights with Loox5 clip - for connecting to Loox driver or color mixer

> Length: 2000 mm (78 3/4")

Device	Driver/color mixer	for LED strip light	Item No.
5 12 V	12 V	monochrome 5 mm (3/16")	833.72.742
		monochrome 8 mm (5/16")	833.72.716
		multi-white 8 mm (5/16")	833.72.717
		RGB 10 mm (3/8")	833.72.718
5 24 V	24 V	monochrome 5 mm (3/16")	833.75.732
		monochrome 8 mm (5/16")	833.75.705
		multi-white 8 mm (5/16")	833.75.706
		RGB 10 mm (3/8")	833.75.707

Cable routing

Häfele Loox cable channel



- > Material: Plastic
- > L x W x H: 2500 x 12 x 7.5 mm (98 7/16" x 1/2" x 5/16")
- > Application: Concealing visible cables in furniture and cabinets
- > Supplied with: 1 cable channel with adhesive tape

Color	Item No.
Black, RAL 9005	833.89.033
Brown, RAL 8007	833.89.023
White, RAL 9010	833.89.013

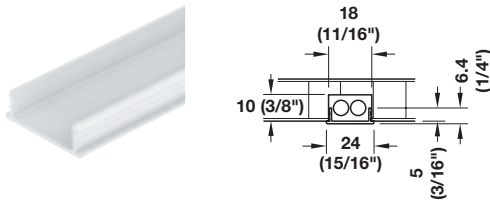
Cable management channel



- > Material: Plastic
- > L x W x H: 2438 x 36.5 x 5 mm (96" x 1 7/16" x 3/16")
- > Application: Concealing visible cables in furniture and cabinets

Color	Item No.
Tan	833.16.040
Black	833.16.041
White	833.16.042

Wire management cover - recess mounted



- > Material/Color: Plastic, white RAL 9010
- > Length: 2500 mm (98 3/8")
- > Application: Concealing visible cables in furniture and cabinets

Item No.
833.00.730

Wire management cover - recess mounted



- > Material: Plastic
- > L x W x H: 51 x 25 x 16 mm (2" x 1" x 5/8")

Color	Item No.
Black	824.19.396
White	824.19.796

Accessories

Drill bits and systems

Machine boring bit - RH



> Material: Carbide

Dimensions	Item No.
Ø 26 x 70 (1" x 2 3/4")	001.08.004
Ø 28 x 70 (1 1/8" x 2 3/4")	001.08.012
Ø 35 x 70 (1 3/8" x 2 3/4")	001.08.006
Ø 40 x 57 (1 5/8" x 2 1/4")	001.06.865

Machine boring bit - with center spur - RH



> Material: Carbide

Dimensions	Item No.
Ø 55 x 57 (2 3/16" x 2 1/4")	001.07.513
Ø 58 x 57 (2 5/16" x 2 1/4")	001.07.522
Ø 60 x 57 x 10 (2 3/8" x 2 1/4" x 3/8")	001.08.040
Ø 68 x 70 x 10 (2 11/16" x 2 3/4" x 3/8")	001.08.016

Dimensional data not binding. Dimensions in mm, inches are approximate. We reserve the right to alter specifications without notice.

Accessories

Drill bits and systems

Drilling jig - for puck light



> Supplied with: Jig, 2 boring bits, 1 drill bit

	Item No.
	001.35.052

Drill bit - for puck light, with stop



> Material: M2 HSS Steel
 > Ø x L: 10 x 457 mm (3/8" x 18")
 > Supplied with: Hex key

	Item No.
	001.35.053

! High grade steel material for increased drill life. Allows for deeper wire holes.

Forstner bit assembly - for puck light



> Material: HSS Steel
 > Supplied with: Adjustable depth stop, collar, hex key

Ø	Item No.
54 (2 1/8")	001.35.054
56 (2 1/4")	001.35.055

! Superior Austrian quality. High grade steel material with patented wave cutting edge. Patented cutting edge drills 10x faster than standard bits. Modified low-profile brad point tip for flat bottom hole.

Supplying



Häfele Loox5 plug-in drivers 12 V

Wall plug drivers 12 V

> Page 129



129

Häfele Loox5 constant voltage drivers

12 V constant voltage drivers, 20 W, 40 W, 60 W

> Page 130

24 V constant voltage drivers, 20 W, 40 W, 90 W

> Page 131

24 V constant voltage driver, 270 W

> Page 132

Power cords for Loox5 constant voltage drivers

> Pages
130–132



130

Hardwired wall switch and driver for dimming and multi-white control

DimTech wall switch and driver, monochrome dimming control

> Page 133

DimTone wall switch and driver, dimming and multi-white control

> Page 134

WarmTone wall switch, dim-to-warm control of multi-white

> Page 135



133

E-series drivers

Hardwired driver 12 V

> Page 136

Hardwired driver 24 V

> Page 137



136

Lutron drivers and dimming control

Hardwired driver 12 V

> Page 138

Hardwired driver 24 V

> Page 139

Ecosytem® 3-wire driver
and wireless receiver 12 V/24 V

> Pages
140–141

Lutron LV, CL and 0-10 V wall dimming
controls and wall plates

> Pages
142–144

Lutron Caséta Pro wall dimming control

> Page 145

Pico wireless remote for Caséta Pro

> Page 146

Gateway Smart bridge for Caséta Pro

> Page 146



138


6-channel wireless controls

RF receivers, remotes and batteries

> Page 147

Supplying

Central or decentralized supply



Central and compact

Driver with 6-way distributor via box to box plug-in connection for compact dimensions.

Decentralized

Driver at the entry point of a given socket position. Decentralized 6-way distributor via cable connection.

3-level control concept

Loox5 specializes the tasks: on the one hand, professional drivers with top performance in terms of energy efficiency, life time, overload protection, and rectification, and on the other hand, the 6-way distributor with a 3-level control concept that can be combined as desired:



Level 1

Distributor without switching function



Level 2

Distributor with switching function



Level 3

Distributor with switching function and Bluetooth® chip for the network control in the Häfele Connect Mesh

- > 6-way distributors see page 105
- > Häfele Connect Mesh 6-way distributor see page 96
- > Extension leads see page 112

Plug-in drivers



Häfele Loox5 wall plug driver 12 V



- > Material/Color: Plastic, black
- > Degree of protection: IP20
- > Input voltage: 100–240 V~; 50–60 Hz
- > Output voltage: DC 12 V
- > Standby power consumption: 0.1 W
- > Supplied with: 1 wall plug driver with 100 mm (3 15/16") cable with socket

Plug design/ designation	Output power W	L x W x H	Item No.
US	6	61 x 37 x 43 (2 3/8" x 1 1/2" x 1 11/16")	833.74.631
	15	78 x 46 x 54 (3 1/16" x 1 13/16" x 2 1/8")	833.74.634

Dimensional data not binding. Dimensions in mm, inches are approximate. We reserve the right to alter specifications without notice.

Drivers

12 V

Häfele Loox5 driver constant voltage 12 V



EXTRA SLIM

- > Version: With overload protection
- > Material/Color: Plastic, black
- > Degree of protection: IP20
- > Input voltage: 100–240 V~; 50–60 Hz
- > Output voltage: DC 12 V
- > Number of connections: 1x socket Loox5 12 V
- > Life time: >70,000 hours
- > Safety: Class 2
- > Supplied with: 1 driver with mounting accessories
1 US power cord

5 12V	Output power	Output current	Standby power consumpt.	L x W x H	Item No.
	W	A	W		
1	20	1.67	≤0.2 W	140 x 50 x 16 (5 1/2" x 2" x 5/8")	833.95.000
2	40	3.33	≤0.3 W	191 x 60 x 16 (7 1/2" x 2 3/8" x 5/8")	833.95.002
3	60	5.00	≤0.3 W	230 x 70 x 16 (9 1/16" x 2 3/4" x 5/8")	833.95.003

! Ambient temperature –25 °C to +45 °C (60 W: 40 °C)
Ensure that there is a sufficient air supply and circulation at the mounting location.

! Maximum lead length from the Loox5 driver to the device is 10,000 mm (393 11/16"). Long cable lengths in combination with large loads (strip light lengths) can result in voltage losses in the cable. These lead to visible loss of brightness in the lights. The illuminance listed with the lights has been determined with the rated output voltage of the driver. (12 V or 24 V).

Country-specific power cords - 2000 mm (78 3/4") lead length, socket at the cable: C7

	US	UK	AU	EU	JP	CN	KR	US	US
Plug design									
Description	US	UK	AU	EU	JP	CN	KR	US	US
Supplied with	1 pc.	1 pc.	1 pc.	1 pc.	1 pc.	1 pc.	1 pc.	1 pc.	1 pc.
Item No.	833.89.003	833.89.000	833.89.001	833.89.002	833.89.016	833.89.005	833.89.006	833.89.050	833.89.008

Power cord - with 90° plug



- > Length: 2000 mm (78 3/4")
- > Material/Color: Plastic, black

Item No.
833.89.017

90° plug adapter




- > Material/Color: Plastic, black

Item No.
833.89.018

Drivers

12 V

Häfele Loox driver constant voltage 12 V



- > Material/Color: Plastic, black
- > Degree of protection: IP20
- > Efficiency level: VI
- > Input voltage: 100–240 V~; 50–60 Hz
- > Output voltage: DC 12 V
- > Number of connections: 1x lights, 1x switch, 1x power cord
- > Safety: Class 2
- > Supplied with: Adapter
Mounting accessories
US power cord

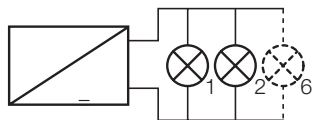
12V	Output power W	Output current A	Standby power consumpt. W	L x W x H mm	Item No.
1	20	1.67	≤0.1 W	140 x 50 x 16 (5 1/2" x 2" x 5/8")	833.74.960
2	40	3.33	≤0.1 W	191 x 60 x 16 (7 1/2" x 2 3/8" x 5/8")	833.74.962
3	60	5.0	≤0.2 W	208 x 56.5 x 30 (8 3/16" x 2 1/4" x 1 3/16")	833.74.913

1 Item No. 833.74.960
 $\otimes_1 + \otimes_2 + \dots + \otimes_6 < 20 \text{ W}$

2 Item No. 833.74.962
 $\otimes_1 + \otimes_2 + \dots + \otimes_6 < 40 \text{ W}$

3 Item No. 833.74.913
 $\otimes_1 + \otimes_2 + \dots + \otimes_6 < 60 \text{ W}$

max. 42 W per light output
max. 30 W per light output for 833.74.913



Parallel connection

- ! > Suitable for all of the world's power systems
- > With an integrated port for a wide selection of switches
- > Max. 42 W per light output; 30 W for 833.74.913
- > Lead length from driver to switch: Max. 6 m (236 1/4")
- > Drivers must be mounted in well ventilated area
- > Loox drivers cannot be controlled by a dimmer wall switch



Country-specific power cords - 2000 mm (78 3/4") lead length, socket at the cable: C7

									3000 mm (118")
Plug design									
Description	US	UK	AU	EU	JP	CN	KR	US	US
Supplied with	1 pc.	1 pc.	1 pc.	1 pc.	1 pc.	1 pc.	1 pc.	1 pc.	1 pc.
Item No.	833.89.003	833.89.000	833.89.001	833.89.002	833.89.016	833.89.005	833.89.006	833.89.050	833.89.008

Power cord - with 90° plug



- > Length: 2000 mm (78 3/4")
- > Material/Color: Plastic, black

Item No.

833.89.017

90° plug adapter



- > Material/Color: Plastic, black

Item No.

833.89.018

Dimensional data not binding. Dimensions in mm, inches are approximate. We reserve the right to alter specifications without notice.

Drivers

24 V

Häfele Loox5 driver constant voltage 24 V



EXTRA SLIM

- > Version: With overload protection
- > Material/Color: Plastic, black
- > Degree of protection: IP20
- > Input voltage: 100–240 V~; 50–60 Hz
- > Output voltage: DC 24 V
- > Number of connections: 1x socket Loox5 24 V
- > Life time: >70,000 hours
- > Safety: Class 2
- > Supplied with: 1 driver with mounting accessories
1 US power cord

5 ^{24V}	Output power	Output current	Standby power consumpt.	L x W x H	Item No.
	W	A	W		
1	20	0.83	≤0.2 W	140 x 50 x 16 (5 1/2" x 2" x 5/8")	833.95.008
2	40	1.67	≤0.3 W	191 x 60 x 16 (7 1/2" x 2 3/8" x 5/8")	833.95.010
3	90	3.75	≤0.3 W	316 x 70 x 16 (12 7/16" x 2 3/4" x 5/8")	833.95.011

! Ambient temperature –25 °C to +45 °C
Ensure that there is a sufficient air supply and circulation at the mounting location.

! Maximum lead length from the Loox5 driver to the device is 10,000 mm (393 11/16"). Long cable lengths in combination with large loads (strip light lengths) can result in voltage losses in the cable. These lead to visible loss of brightness in the lights. The illuminance listed with the lights has been determined with the rated output voltage of the driver. (12 V or 24 V).



Country-specific power cords - 2000 mm (78 3/4") lead length, socket at the cable: C7

									3000 mm (118")
Plug design									
Description	US	UK	AU	EU	JP	CN	KR	US	US
Supplied with	1 pc.	1 pc.	1 pc.	1 pc.	1 pc.	1 pc.	1 pc.	1 pc.	1 pc.
Item No.	833.89.003	833.89.000	833.89.001	833.89.002	833.89.016	833.89.005	833.89.006	833.89.050	833.89.008

Power cord - with 90° plug



- > Length: 2000 mm (78 3/4")
- > Material/Color: Plastic, black

Item No.
833.89.017

90° plug adapter



- > Material/Color: Plastic, black

Item No.
833.89.018

Drivers

24 V

ILLUMINATING

EXTENDING


SWITCHING

NETWORKING

DISTRIBUTING

SUPPLYING

Häfele Loox driver constant voltage 24 V

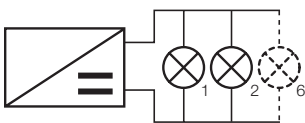


- > Material/Color: Plastic, black
- > Degree of protection: IP20
- > Efficiency level: VI
- > Input voltage: 100–240 V~; 50–60 Hz
- > Output voltage: DC 24 V
- > Number of connections: 6x lights, 1x switch, 1x power cord
- > Safety: Class 2
- > Supplied with: Adapter
Mounting accessories
US power cord

24 V	Output power	Output current	Standby power consumpt.	L x W x H	Item No.
	W	A	W		
1	20	0.83	<0.1 W	140 x 50 x 16 (5 1/2" x 2" x 5/8")	833.77.945
2	40	1.67	<0.1 W	190 x 60 x 16 (7 1/2" x 2 3/8" x 5/8")	833.77.947
3	90	3.75	<0.2 W	316 x 70 x 16 (12 7/16" x 2 3/4" x 5/8")	833.77.949

- 1 Item No. 833.77.945
 $\otimes_1 + \otimes_2 + \dots + \otimes_6 < 20 \text{ W}$
- 2 Item No. 833.77.947
 $\otimes_1 + \otimes_2 + \dots + \otimes_6 < 40 \text{ W}$
- 3 Item No. 833.77.949
 $\otimes_1 + \otimes_2 + \dots + \otimes_6 < 90 \text{ W}$
max. 84 W per light output

- ! > Suitable for all of the world's power systems
- > With an integrated port for a wide selection of switches
- > Max. 84 W per light output
- > Lead length from driver to switch: Max. 6 m (236 1/4")
- > Loox drivers cannot be controlled by a dimmer wall switch



Parallel connection



Country-specific power cords - 2000 mm (78 3/4") lead length, socket at the cable: C7

									3000 mm (118")
Plug design									
Description	US	UK	AU	EU	JP	CN	KR	US	US
Supplied with	1 pc.	1 pc.	1 pc.	1 pc.	1 pc.	1 pc.	1 pc.	1 pc.	1 pc.
Item No.	833.89.003	833.89.000	833.89.001	833.89.002	833.89.016	833.89.005	833.89.006	833.89.050	833.89.008

Power cord - with 90° plug



- > Length: 2000 mm (78 3/4")
- > Material/Color: Plastic, black

Item No.
833.89.017

90° plug adapter



- > Material/Color: Plastic, black

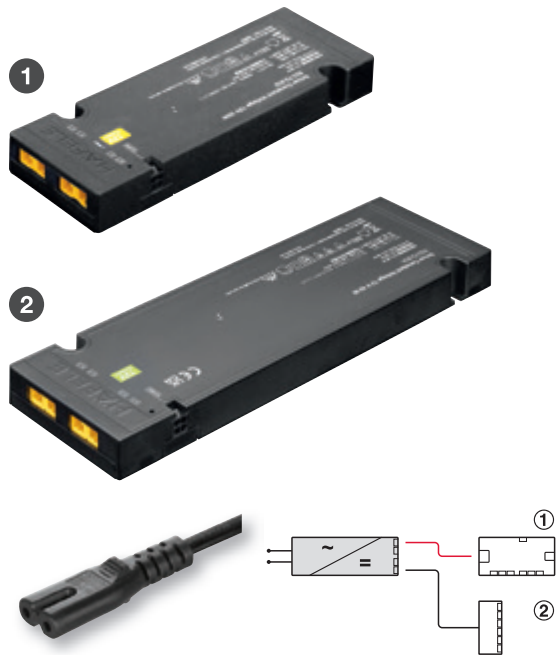
Item No.
833.89.018

Dimensional data not binding. Dimensions in mm, inches are approximate. We reserve the right to alter specifications without notice.

Drivers

4-Port Series 12 V

Häfele Loox5 12 V constant voltage driver with switching function



- > Ideal for smaller installations
- > Four Loox5 output ports
- > Switch port

- > Version: 4-Port Series
- > Material/Color: Plastic, black
- > Degree of protection: IP20
- > Input voltage: 100–240 V~; 50–60 Hz
- > Output voltage: DC 12 V
- > Output ports: 4 x Loox5 12 V 2-pin sockets
- > Input ports: 1 x socket; Loox switch
- > Life time: 30,000 hours
- > Safety: Class 2; with overload protection
- > Supplied with: 1 driver with mounting accessories
1 US power cord

	5 12V	Output power	Output current	Standby power consumpt.	L x W x H	Item No.
		W	A	W		
1		20	1.67	0.1 W	138 x 50 x 16 (5 7/16" x 2" x 5/8")	833.72.932
2		40	3.33	0.1 W	190 x 60 x 16 (7 1/2" x 2 3/8" x 5/8")	833.72.934

Connection to Distributors

1) 4-Port Series Drivers cannot connect directly with box-to-box distributors. Please order extension lead separately, see page 110.

2) 6-way distributor with integrated lead cable (page 105) can connect directly to one of the 4 output ports.

- ! Ambient temperature –25 °C to +45 °C (60 W: 40 °C)
Ensure that there is a sufficient air supply and circulation at the mounting location.

! **For applications that require continuous operation, please use Loox5 power supplies with a service life of 50,000 H.** Maximum lead length from the Loox5 driver to the device is 10,000 mm (393 11/16"). Long cable lengths in combination with large loads (strip light lengths) can result in voltage losses in the cable. These lead to visible loss of brightness in the lights. The illuminance listed with the lights has been determined with the rated output voltage of the driver. (12 V or 24 V).

Country-specific power cords - 2000 mm (78 3/4") lead length, socket at the cable: C7

									3000 mm (118")
Plug design									
Description	US	UK	AU	EU	JP	CN	KR	US	US
Supplied with	1 pc.	1 pc.	1 pc.	1 pc.	1 pc.	1 pc.	1 pc.	1 pc.	1 pc.
Item No.	833.89.003	833.89.000	833.89.001	833.89.002	833.89.016	833.89.005	833.89.006	833.89.050	833.89.008

Power cord - with 90° plug



- > Length: 2000 mm (78 3/4")
- > Material/Color: Plastic, black

	Item No.
	833.89.017

90° plug adapter




- > Material/Color: Plastic, black

	Item No.
	833.89.018

Drivers

4-Port Series 24 V

Häfele Loox5 24 V constant voltage driver with switching function



- > Ideal for smaller installations
- > Four Loox5 output ports
- > Switch port

- > Version: 4-Port Series
- > Material/Color: Plastic, black
- > Degree of protection: IP20
- > Input voltage: 100–240 V~; 50–60 Hz
- > Output voltage: DC 24 V
- > Output ports: 4 x Loox5 24 V 2-pin sockets
- > Input ports: 1 x socket; Loox switch
- > Life time: 30,000 hours
- > Safety: Class 2; with overload protection
- > Supplied with: 1 driver with mounting accessories
1 US power cord

	5 ^{24V}	Output power	Output current	Standby power consumpt.	L x W x H	Item No.
		W	A	W		
1	20	1.67	0.1 W	138 x 50 x 16 (5 7/16" x 2" x 5/8")	833.75.932	
2	40	3.33	0.1 W	190 x 60 x 16 (7 1/2" x 2 3/8" x 5/8")	833.75.934	

Connection to Distributors

- 1) 4-Port Series Drivers cannot connect directly with box-to-box distributors. Please order extension lead separately, see page 110.
- 2) 6-way distributor with integrated lead cable (page 105) can connect directly to one of the 4 output ports.

! Ambient temperature -25 °C to +45 °C (60 W: 40 °C)
Ensure that there is a sufficient air supply and circulation at the mounting location.

! For applications that require continuous operation, please use Loox5 power supplies with a service life of 50,000 H. Maximum lead length from the Loox5 driver to the device is 10,000 mm (393 11/16"). Long cable lengths in combination with large loads (strip light lengths) can result in voltage losses in the cable. These lead to visible loss of brightness in the lights. The illuminance listed with the lights has been determined with the rated output voltage of the driver. (12 V or 24 V).

Country-specific power cords - 2000 mm (78 3/4") lead length, socket at the cable: C7

	3000 mm (118")								
Plug design									
Description	US	UK	AU	EU	JP	CN	KR	US	US
Supplied with	1 pc.	1 pc.	1 pc.	1 pc.	1 pc.	1 pc.	1 pc.	1 pc.	1 pc.
Item No.	833.89.003	833.89.000	833.89.001	833.89.002	833.89.016	833.89.005	833.89.006	833.89.050	833.89.008

Power cord - with 90° plug



- > Length: 2000 mm (78 3/4")
- > Material/Color: Plastic, black

Item No.
833.89.017

90° plug adapter



- > Material/Color: Plastic, black

Item No.
833.89.018

Dimensional data not binding. Dimensions in mm, inches are approximate. We reserve the right to alter specifications without notice.



Drivers

24 V

Häfele Loox5 driver constant voltage 24 V



Driver 270 W, 100–120 V~
833.95.022



- > Version: With overload protection
- > Material/Color: Plastic, black
- > Degree of protection: IP20
- > Standby power consumption: <0.5 W
- > Output voltage: DC 24 V
- > L x W x H: 234 x 75 x 38 mm
(9 3/16" x 2 15/16" x 1 1/2")
- > Life time: >70,000 hours
- > Safety: Class 2
- > Supplied with: 1 driver with mounting accessories
1 US power cord

5 ^{24V}	Input voltage	Output power	Output current	Number of connections Loox5 24 V	Item No.
		W	A		
100–120 V~: typical input voltage in US, JP, CN, TW					
4	100–120 V~, 50–60 Hz	270 (3 x 90)	3 x 3.75	3x socket	833.95.022

⚠ Please pay attention to the regional input voltage when choosing the driver.

⚠ Ambient temperature –25 °C to +45 °C (270 W: 40 °C)
Ensure that there is a sufficient air supply and circulation at the mounting location.

⚠ Maximum lead length from the Loox5 driver to the device is 10,000 mm (393 11/16"). Long cable lengths in combination with large loads (strip light lengths) can result in voltage losses in the cable. These lead to visible loss of brightness in the lights. The illuminance listed with the lights has been determined with the rated output voltage of the driver. (12 V or 24 V).

⚠ **Note**
Loox lights and drivers are "Suitable for use within closet storage spaces"

Country-specific power cords - 2000 mm (78 3/4") lead length, socket at the cable: C13

Plug design										
Description	UK	AU	EU	US	JP	CN	KR	TW	EU	US
Supplied with	1 pc.	1 p.c	1 pc.	1 pc.	1 pc.	1 pc.	1 pc.	1 pc.	1 pc.	1 pc.
Item No.	833.89.256	833.89.257	833.89.258	833.89.259	833.89.260	833.89.261	833.89.262	833.89.263	833.89.265	833.89.264

DimTech hardwired wall switch and driver

For dimming control of monochrome LED lights



DimTech wall switch dimming control



- > Dim-to-off with selectable dimming curve
- > Flicker-free dimming - Compliant to IEEE and Title 24
- > A single wall switch can control multiple drivers
- > Classic design to match existing style switches
- > Simple installation with no compatibility issues

- > Material/Finish: Plastic, white
- > Area of application: For on/off and dimming (0-100%) of monochrome lights
- > Function: On/off rocker switch with side slide dimming control. Dimmer controls driver via wireless RF signal
- > Wattage: 600
- > L x W x H: 119 x 75 x 41 mm (4 11/16" x 3 7/8" x 1 3/4")
- > Mounting: Fits US Standard gang box
- > Supplied with: Wall plate, mounting screws, wire nuts, installation instructions

	Item No.
	833.03.008

! Use in conjunction with DimTech dimmable drivers (sold separately)

DimTech dimmable driver

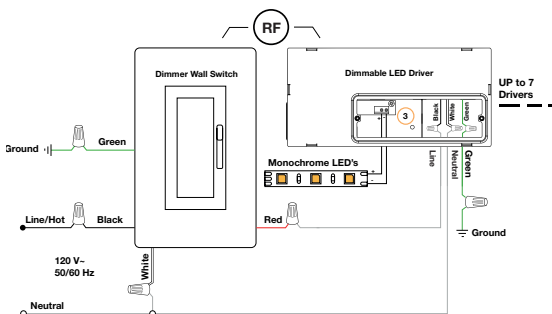


- > Same wire set as a standard LED driver
- > Superior dimming - flicker free to 0.1%
- > No minimum load
- > Wiring compartment with knockouts for safe and easy installation

- > Input voltage: 120 V 60 Hz
- > L x W x H: 119 x 75 x 41 mm (4 11/16" x 3 7/8" x 1 3/4")
- > Supplied with: Mounting screws, wire nuts, installation instructions

Voltage	Wattage	Item No.
12 V	60 W	833.03.004
24 V	90 W	833.03.006

! Use in conjunction with DimTech wall dimming controls (sold separately).
For installation by a qualified electrician in accordance with all local and national electrical codes.



Dimensional data not binding. Dimensions in mm, inches are approximate. We reserve the right to alter specifications without notice.

DimTone hardwired wall switch and driver

For color temperature and dimming control of multi-white LED lights

DimTone wall switch with color temperature and dimming control



- > Smooth color temperature control
- > Flicker-free dimming - Compliant to IEEE and Title 24
- > A single wall switch can control multiple drivers
- > Classic design to match existing style switches
- > Simple installation with no compatibility issues

- > Material/Finish: Plastic, white
- > Area of application: For on/off, dimming (0-100%), and color temperature control of 3-wire multi-white (tunable) lights
- > Function: On/off rocker switch with side slide color temperature and dimming controls. Dimmer controls driver via wireless RF signal.
- > Wattage: 600
- > L x W x H: 119 x 75 x 41 mm (4 11/16" x 3 7/8" x 1 3/4")
- > Mounting: Fits US Standard gang box
- > Supplied with: Wall plate, mounting screws, wire nuts, installation instructions

	Item No.
	833.03.009

! Use in conjunction with DimTone dimmable drivers (sold separately)

DimTone dimmable driver with color temperature control

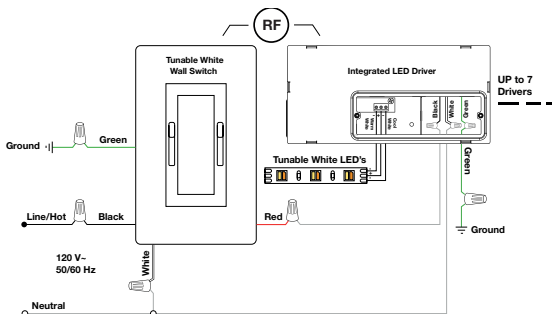


- > Compatible with 3-wire multi-white lights
- > Same wire set as a standard LED driver
- > Superior dimming - flicker free to 0.1%
- > No minimum load
- > Wiring compartment with knockouts for safe and easy installation

- > Input voltage: 120 V 60 Hz
- > L x W x H: 213 x 104 x 38 mm (8" x 4 1/8" x 1 1/2")
- > Supplied with: Mounting screws, wire nuts, installation instructions

Voltage	Wattage	Item No.
12 V	60 W	833.03.005
24 V	90 W	833.03.007

! Use in conjunction with DimTech or Dim-to-Warm wall dimming and color temperature controls (sold separately). For installation by a qualified electrician in accordance with all local and national electrical codes.



WarmTone hardwired wall switch

For dim-to-warm control of multi-white LED lights

Wall switch with dim-to-warm control

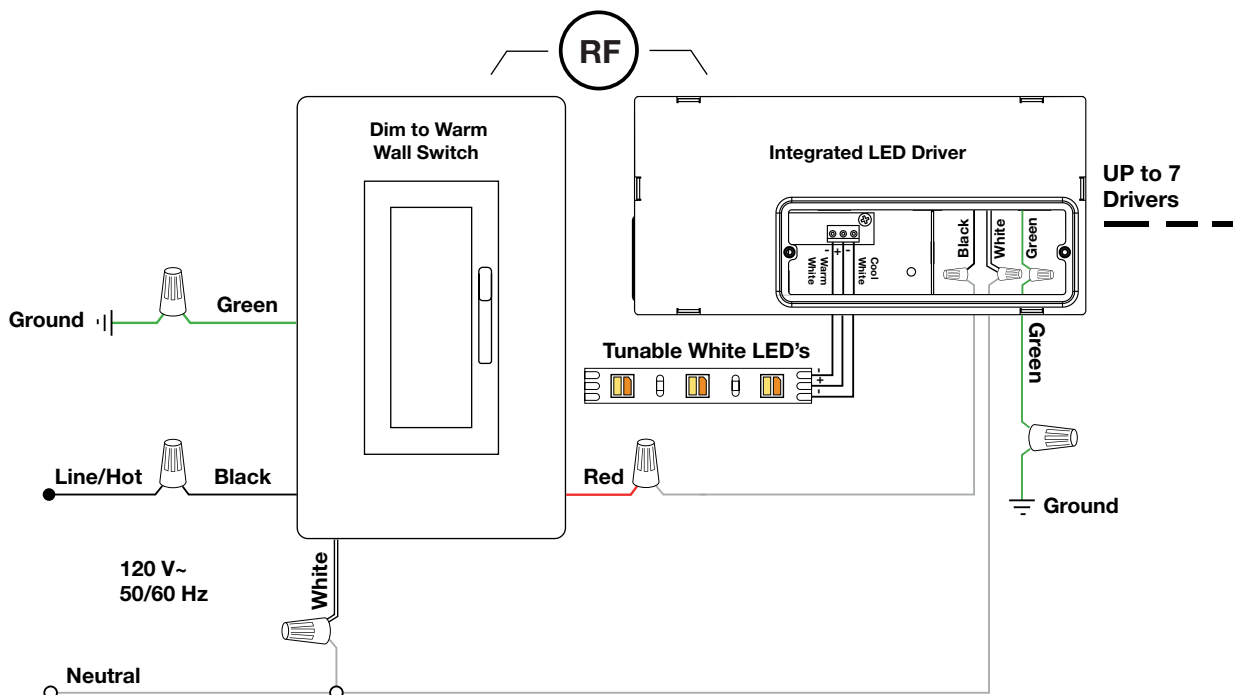


- > While dimming, color temperature simultaneously is reduced, simulating incandescent lights
- > Flicker-free dimming - Compliant to IEEE and Title 24
- > A single wall switch can control multiple drivers
- > Classic design to match existing style switches
- > Simple installation with no compatibility issues

- > Material/Finish: Plastic, white
- > Area of application: For on/off, and dim-to-warm control of 3-wire multi-white (tunable) lights
- > Function: On/off rocker switch with side slide dimming/color temperature control. Color temperature ranges from 4000K at 100% to 2700K at 0%.
- > Wattage: 600
- > L x W x H: 119 x 75 x 41 mm (4 11/16" x 3 7/8" x 1 3/4")
- > Mounting: Fits US Standard gang box
- > Supplied with: Wall plate, mounting screws, wire nuts, installation instructions

Item No.
833.03.011

! Use in conjunction with DimTone dimmable drivers (sold separately)

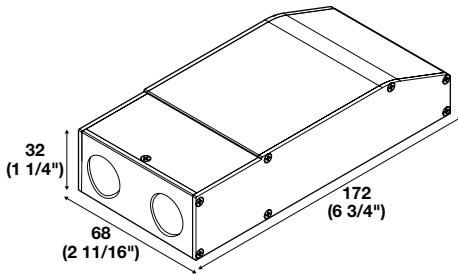


Dimensional data not binding. Dimensions in mm, inches are approximate. We reserve the right to alter specifications without notice.

Hardwired driver

E-Series

Dimmable 12 V driver



- > Material/Finish: Aluminum, black
- > L x W x H: 172 x 69 x 32 mm
(6 3/4" x 2 11/16" x 1 1/4")

Max. load	Output current	Item No.
20 W	1.67 A	833.02.964
40 W	3.33 A	833.02.963
60 W	5 A	833.02.962

- ! Output Voltage: 12 VDC
- Input Voltage: 120 V 60 Hz
- Degree of protection: Nema 3R enclosure type
- Hard wired by licensed electrician only.
- Dimmable with any standard MLV/CL (Triac) forward phase Dimmer switch.
- Class 2 low voltage power supply.
- 8 W min load

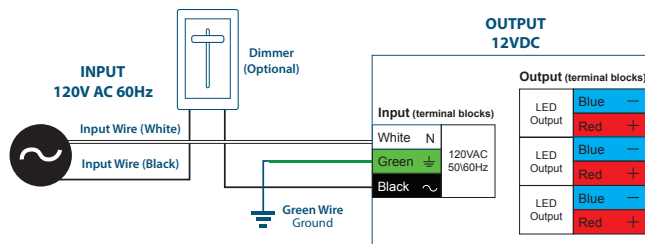
High output dimmable 12 V driver



- > Material/Finish: Steel, white
- > Input voltage: 120 V 60 Hz
- > Output voltage: 12 VDC
- > Max. load: 180 W
- > Output current: 15 A
- > Degree of protection: Nema 3R enclosure type
- > L x W x H: 279.4 x 304.8 x 54 mm
(11" x 12" x 2.13")

Item No.
833.02.927

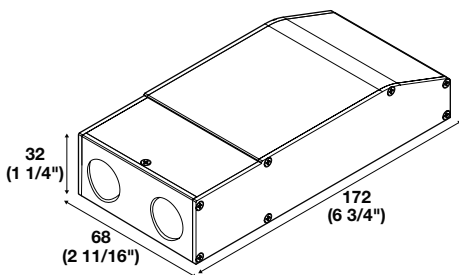
- ! 3 x 60 W independent output circuits.
- Hard wired by licensed electrician only.
- Dimmable with any standard MLV/CL/Incandescent (Triac) forward phase dimmer switch.
- Class 2 low voltage power supply.
- Auto-reset protection for short circuits and over-voltage.
- Easy installation using terminal blocks.
- 8 W min per circuit



Hardwired driver

E-Series

Dimmable 24 V driver



- > Material/Finish: Aluminum, black
- > L x W x H: 172 x 69 x 32 mm (6 3/4" x 2 11/16" x 1 1/4")

Max. load	Output current	Item No.
20 W	0.83 A	833.02.970
40 W	1.66 A	833.02.969
60 W	2.5 A	833.02.968
75 W	3.13 A	833.02.967
96 W	4.0 A	833.02.966

- ! Output Voltage: 24 VDC
- Input Voltage: 120 V 60 Hz
- Degree of protection: Nema 3R enclosure type
- Hard wired by licensed electrician only.
- Dimmable with any standard MLV/CL (Triac) forward phase dimmer switch.
- Class 2 low voltage power supply.
- 8 W min load.

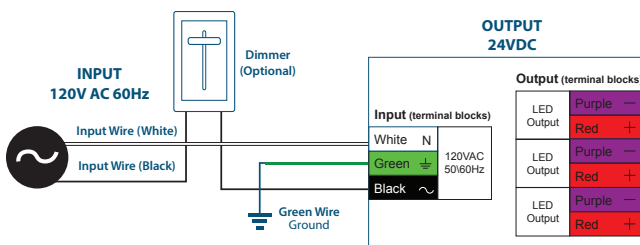
High output dimmable 24 V driver



- > Material/Finish: Steel, white
- > Input voltage: 120 V 60 Hz
- > Output voltage: 24 VDC
- > Max. load: 288 W
- > Output current: 12 A
- > Degree of protection: Nema 3R enclosure type
- > L x W x H: 279.4 x 304.8 x 54 mm (11" x 12" x 2.13")

Item No.
833.02.928

- ! 3 x 96 W independent output circuits.
- Hard wired by licensed electrician only.
- Dimmable with any standard MLV/CL/Incandescent (Triac) forward phase dimmer switch.
- Class 2 low voltage power supply.
- Auto-reset protection for short circuits and over-voltage.
- Easy installation using terminal blocks.
- 8 W min per circuit.



Dimensional data not binding. Dimensions in mm, inches are approximate. We reserve the right to alter specifications without notice.



Lutron

Hardwired driver

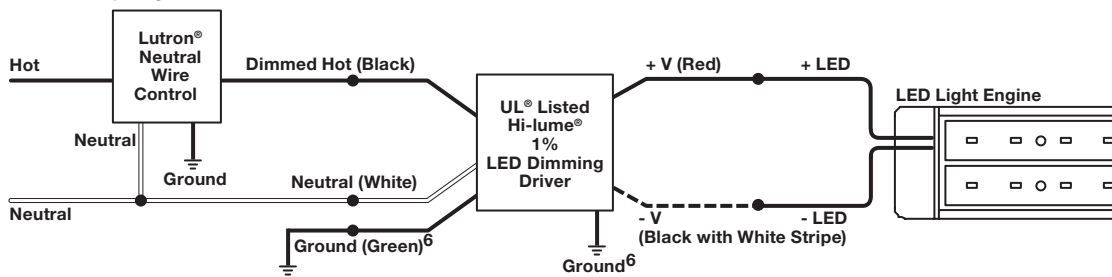


12 V driver



> Wattage:	40
> Input voltage:	110–120 VAC
> Output voltage:	12 VDC
> W x H x D:	124 x 100 x 68 mm (4 7/8" x 4" x 2 5/8")
Item No.	
833.02.961	

Controls Requiring a Neutral Wire



! Control multiple LED light bars, LED strip lights and pucks up to 40 W.
 10 W minimum load.
 Remote mount driver up to 40 ft. away from LED source for 12 V option.
 Provided on a junction box for easy installation and wire termination.
 Dimming to 1% with smooth, continuous, flicker-free performance.
 Class 2 protection device.
 Arrives ready to install.
 Operate between 32 °F (0 °C) and 104 °F (40 °C).
 0% to 90% humidity, non-condensing.
 Hi-lume 1% LED dimming drivers offer a filtered, regulated power source that works well with LED solid state lights.
 3 wire eco-systems driver solutions are available upon request.

! For installation by a qualified electrician in accordance with all local and national electrical codes. For indoor use and copper conductors only. Check to see that the driver type and rating are suitable for the application.
Compatible with CL dimmers and other Lutron dimmers and systems. DO NOT install if product has any visible damage. If moisture or condensation is evident, allow the product to dry completely before installation.

Dimensional data not binding. Dimensions in mm, inches are approximate. We reserve the right to alter specifications without notice.



Lutron

Hardwired driver



ILLUMINATING



EXTENDING



SWITCHING



NETWORKING



DISTRIBUTING



SUPPLYING



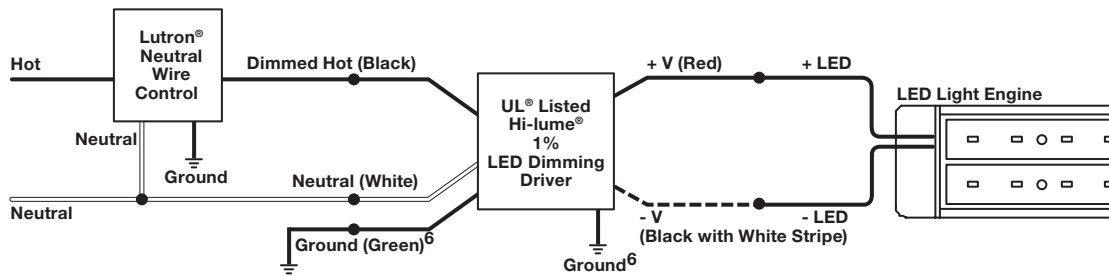
24 V driver



- > Wattage: 40
- > Input voltage: 110–120 VAC
- > Output voltage: 24 VDC
- > W x H x D: 124 x 100 x 68 mm (4 7/8" x 4" x 2 5/8")
- > Supplied with: Driver, double gang box, wire nuts, instructions

Item No.
833.05.905

Controls Requiring a Neutral Wire



- ! Control multiple LED light bars, LED strip lights and pucks up to 40 W.
10 W minimum load.
Remote mount driver up to 40 ft. away from LED source for 24 V option.
Provided on a junction box for easy installation and wire termination.
Dimming to 1% with smooth, continuous, flicker-free performance.
Class 2 protection device.
Arrives ready to install.
Operate between 32 °F (0 °C) and 104 °F (40 °C).
0% to 90% humidity, non-condensing.
Hi-lume 1% LED dimming drivers offer a filtered, regulated power source that works well with LED solid state lights.
24 VDC 96 W driver available upon request.

- ! For installation by a qualified electrician in accordance with all local and national electrical codes. For indoor use and copper conductors only. Check to see that the driver type and rating are suitable for the application.
Compatible with CL dimmers and other Lutron dimmers and systems. DO NOT install if product has any visible damage. If moisture or condensation is evident, allow the product to dry completely before installation.

Lutron

Hardwired driver

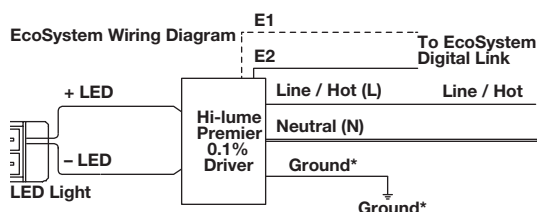
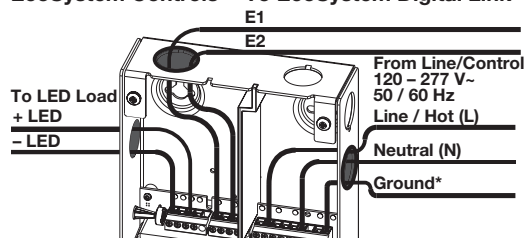
EcoSystem® 3-wire driver



- > Mounting: Surface
- > Dimming: 100%–1%
- > Material/Finish: Steel, white
- > Supplied with: Wire connection, mounting hardware, instructions

Voltage	Output Voltage	Input Voltage	Item No.
5 12V	12 VDC, 2–40 W	120–277 VAC, 50–60 Hz, 1A	833.02.965
5 24V	24 VDC, 2–96 W	120–277 VAC, 50–60 Hz	833.02.929

EcoSystem Controls To EcoSystem Digital Link



! Control methods: Ecosystem® smart digital control, 3-wire control Soft-on, fade-to-black dimming technology (Ecosystem® control only) Rated lifetime: 50,000 hours at 40° C (104° F) ambient temperature.
Compliance: UL Listed for United States and Canada, NOM certified, FCC part 15 for residential and commercial applications, NEMA 410, RoHS.
Control lights wirelessly from multiple locations.
Allows the freedom for multiple dimmer placements within a room. Add cabinet light controls right alongside existing rooms controls. Smooth, flicker-free dimming from 100% down to 1%. Provides immunity to electrical noise that can cause flicker at low noise levels.
Integrates into a planned or existing EcoSystem® or Vive™ lighting control solution.
Control terminals protect from miswiring up to 277V.
Remote mount up to 100' from the light source.
Non-volatile memory restores all settings after power failure.
Precision microprocessor control and integral thermal management deliver energy savings and extended product life (rated 50,000 hours).
100% performance tested at factory.

Note

Drivers and receivers must be installed by licensed electrician and are subject to applicable national, state and local electrical codes. Use in conjunction with wireless receiver (sold separately). Controlled by wireless remote (sold separately).

- ➔ Wireless receiver see page 141.
- ➔ Wireless remote see page 146.

Lutron hardwired driver

Wireless receiver

Wireless receiver - for EcoSystem™ 3-wire drivers



- > Material/Color: Plastic, white
- > Output voltage: 120 VAC
- > Mounting: Surface/threaded

Item No.
833.01.818

- ! Controls up to 3 Ecosystem® drivers.
 Uses Lutron Clear Connect® RF technology.
 Designed to give a linear response to changes in viewed light level.
 2 wire connection between optional sensor and control module -
 the wires are interchangeable to eliminate miswiring.
 Programmed rapid start design ensures full rated lamp life.
 Lamps turn on to any dimmed level without flashing
 to full brightness.
 End-of-lamp-life protection circuitry ensures safe operation.
 Ultra-quiet operation
 Non-volatile memory restores all ballast settings after power failure.
 100% performance tested at factory.

Note

Drivers and receivers must be installed by licensed electrician and are subject to applicable national, state and local electrical codes.

Dimensional data not binding. Dimensions in mm, inches are approximate. We reserve the right to alter specifications without notice.



Lutron wall dimmer


2 wire low voltage (LV)



Wall dimming controls - 110-120 VAC


Diva

Ariadni



- > Material: Plastic, Aluminum
- > Wattage: 600
- > L x W x H: 115 x 57 x 55 mm (4 1/2" x 2 1/4" x 2 3/16")
- > Supplied with: Mounting screws, wire nuts, installation instructions

Color	Diva	Ariadni
Light almond	820.66.452	820.66.455
Ivory	820.66.652	820.66.655
White	820.66.752	820.66.755



Wall plates


Diva

Ariadni



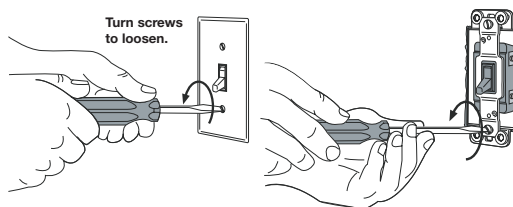
- > Material: Plastic
- > L x W x H: 120 x 70 x 10 mm (4 3/4" x 2 3/4" x 3/8")
- > Supplied with: Mounting screws, cover plate

Color	Diva	Ariadni
Light almond	820.66.453	820.66.456
Ivory	820.66.653	820.66.656
White	820.66.753	820.66.756



! Control multiple LED light bars, LED strip lights and pucks up to 600 W. Great for dining rooms, bedrooms, bathrooms, and kitchens. Dimming offers energy savings over standard wall switches. Dimming to 1% with smooth, continuous, flicker-free performance. Arrives ready to install. Input voltage: 110 - 120 VAC, 60 Hz, 600 VA / 450 W Operate between 32 °F (0 °C) and 104 °F (40 °C). 0% to 90% humidity, non-condensing 12 VDC E-Series drivers see page 136. 24 VDC E-Series drivers see page 137. Lutron drivers see pages 138-141.

! For installation by a qualified electrician in accordance with all local and national electrical codes. Use copper conductors only. For indoor use only. Check to see that the driver type and rating are suitable for the application. **Compatible with E-series and Lutron low voltage drivers.** DO NOT install if product has any visible damage. If moisture or condensation is evident, allow the product to dry completely before installation.



Lutron wall dimmer


2 wire forward phase (CL)



Diva and Ariadni wall dimming controls


Diva

Ariadni



- > Material: Plastic, Aluminum
- > Wattage: 150
- > L x W x H: 115 x 57 x 55 mm (4 1/2" x 2 1/4" x 2 3/16")
- > Supplied with: Mounting screws, wire nuts, installation instructions

Color	Diva	Ariadni
Light almond	820.66.451	820.66.454
Ivory	820.66.651	820.66.654
White	820.66.751	820.66.754



Diva and Ariadni wall plates


Diva

Ariadni




- > Material: Plastic
- > L x W x H: 120 x 70 x 10 mm (4 3/4" x 2 3/4" x 3/8")
- > Supplied with: Mounting screws, cover plate

Color	Diva	Ariadni
Light almond	820.66.453	820.66.456
Ivory	820.66.653	820.66.656
White	820.66.753	820.66.756



! Control up to 150 W of LED light bars, LED strip lights or pucks. Great for dining rooms, bedrooms, bathrooms, closets and kitchens. Dimming offers energy savings over standard wall switches. Dimming to 1% with smooth, continuous, flicker-free performance. Arrives ready to install. Input voltage: 110 - 120 VAC, 60 Hz Operate between 32 °F (0 °C) and 104 °F (40 °C). 0% to 90% humidity, non-condensing 12 VDC E-Series drivers see page 136. 24 VDC E-Series drivers see page 137. Lutron drivers see pages 138–141.

! For installation by a qualified electrician in accordance with all local and national electrical codes. Use copper conductors only. For indoor use only. Check to see that the driver type and rating are suitable for the application. **Compatible with E-series and Lutron low voltage drivers.** DO NOT install if product has any visible damage. If moisture or condensation is evident, allow the product to dry completely before installation.



Dimensional data not binding. Dimensions in mm, inches are approximate. We reserve the right to alter specifications without notice.



Lutron wall dimmer

2-conductor signal wire (0-10 V)



Diva wall dimmers



Color	Item No.
Light almond	820.66.450
Ivory	820.66.650
White	820.66.750



Diva wall plates




Color	Item No.
Light almond	820.66.453
Ivory	820.66.653
White	820.66.753



! Great for dining rooms, bedrooms, bathrooms, closets and kitchens. Dimming offers energy savings over standard wall switches. Dimming to 1% with smooth, continuous, flicker-free performance. Arrives ready to install. Works with Loox dimmer Interface Module and Loox driver to offer secondary side dimming. Operate between 32 °F (0 °C) and 104 °F (40 °C). 0% to 90% humidity, non-condensing 12 VDC Loox drivers see page 136. 24 VDC Loox drivers see page 137. Loox dimmer Interface see page 92.

! For installation by a qualified electrician in accordance with all local and national electrical codes. Use copper conductors only. For indoor use only. Check to see that the driver type and rating are suitable for the application. **Compatible with Loox driver and Loox dimmer interface module.** DO NOT install if product has any visible damage. If moisture or condensation is evident, allow the product to dry completely before installation.



Dimensional data not binding. Dimensions in mm, inches are approximate. We reserve the right to alter specifications without notice.

Lutron wall dimmer

2 wire Caséta Pro



ILLUMINATING



EXTENDING



SWITCHING



NETWORKING



DISTRIBUTING



SUPPLYING




Caséta Pro wall dimmers




- > Material: Plastic, Aluminum
- > Wattage: 250
- > L x W x H: 115 x 57 x 55 mm
(4 1/2" x 2 1/4" x 2 3/16")
- > Supplied with: Mounting screws, wire nuts, installation instructions

Color	Item No.
Light almond	820.66.400
Ivory	820.66.410
White	820.66.780



Diva wall plates




- > Material: Plastic
- > L x W x H: 120 x 70 x 10 mm
(4 3/4" x 2 3/4" x 3/8")
- > Supplied with: Mounting screws, cover plate

Color	Item No.
Light almond	820.66.453
Ivory	820.66.653
White	820.66.753



! Control multiple LED light bars, LED strip lights and pucks up to 250 W. Great for dining rooms, bedrooms, bathrooms, closets and kitchens. Dimming to 1% offers energy savings over standard wall switches. Single pole/multi-location 250 W dimmable LED/CFL 1000 W incandescent/halogen; 1000 VA MLV Neutral optional 434 MHz Works with remote and gateway for multiple control locations. Operate between 32 °F (0 °C) and 104 °F (40 °C). 0% to 90% humidity, non-condensing 12 VDC E-Series drivers see page 136. 24 VDC E-Series drivers see page 137. Lutron drivers see pages 138–141.

! For installation by a qualified electrician in accordance with all local and national electrical codes. Use copper conductors only. For indoor use only. Check to see that the driver type and rating are suitable for the application. **Compatible with E-series and Lutron low voltage drivers.** DO NOT install if product has any visible damage. If moisture or condensation is evident, allow the product to dry completely before installation.



Dimensional data not binding. Dimensions in mm, inches are approximate. We reserve the right to alter specifications without notice.



Lutron wall dimmer

Caséta Pro wireless remote




Pico remote control - for Caséta wall dimmer



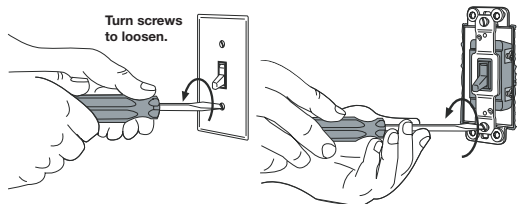
- > Material: Plastic
- > W x H x D: 67 x 33 x 8 mm
(2 5/8" x 1 5/16" x 5/16")
- > Supplied with: CR2032 battery

! Dimming control
4-button with raise/lower
and light icon engraving.
434 MHz
Pair additional remotes to main wall
dimmer for added dimming control
locations.
3 V - 10 mA
Uses single CR 2032 battery

Color	Item No.
Light almond	825.73.771
Ivory	825.73.772
White	825.73.770




Diva wall plate



- > Material: Plastic
- > L x W x H: 120 x 70 x 10 mm
(4 3/4" x 2 3/4" x 3/8")
- > Supplied with: Mounting screws, cover plate

Color	Item No.
Light almond	820.66.453
Ivory	820.66.653
White	820.66.753



+ **Gateway smart bridge for Caséta Pro, 5 V**
 > Material/Color: Plastic, white
 > W x H X D: 70 x 70 x 30 mm
(2 3/4" x 2 3/4" x 1 3/16")
 > Supplied with: 120 V-5 V, 300 mA power
supply

Item No.
830.69.887

+ **Mounting bracket for remote control**
 > Allows for easy installation of a remote control over
an existing wall box or directly on any wall surface.
 > Material/Color: Plastic, clear
 > W x H X D: 95 x 35 x 10 mm
(3 3/4" x 1 3/8" x 3/8")

Item No.
825.73.775



! Enables control of lights, shades, and temperature using the
Lutron App.
Compatible with Caséta® wireless dimmers and switches,
Serena® battery-powered shades, Lutron wireless
thermostat, Nest Learning thermostat, and select
Honeywell® Wi-Fi thermostats.
Easy to install; just plugs into your Wi-Fi router.
Uses Clear Connect® wireless technology— no callbacks.

! **Lutron app for smart devices**
Works in conjunction with the Caséta® Pro wall dimmer
and Smart Bridge PRO.
Control individual lights, shades, and thermostats -
even when you're away from home.
Add scenes to control multiple lights and shades
with a single touch.
Schedule scenes to adjust lights and shades automatically.
Download for free from the App Store® or Google Play™.

This page is left blank intentionally.

LED strip lights

Technical data, monochrome 5 mm

	Voltage V	Model Håfele Loox5	Quantity LEDs/m	Color temperature K	Illuminance lx Distance				Wattage W/m	
					250 mm (9 13/16")	500 mm (19 11/16")	750 mm (29 1/2")	1000 mm (39 3/8")		
LED strip lights monochrome, 5 mm									*	
	5 12V	LED 2060	120	2700	940	☀	400	220	135	4.8
				3000	970		420	235	145	4.8
				4000	1000		430	240	145	4.8
				5000	1030		430	240	145	4.8
	LED 2061	120	2700	1860	☀	790	440	270	9.6	
			3000	1960		850	470	290	9.6	
			4000	2000		860	480	290	9.6	
			5000	2060		860	480	290	9.6	
	5 24V	LED 3040	120	2700	940	☀	400	220	135	4.8
				3000	970		420	235	145	4.8
				4000	1000		430	240	145	4.8
				5000	1030		430	240	145	4.8
	LED 3041	120	2700	1860	☀	790	440	270	9.6	
			3000	1960		850	470	290	9.6	
			4000	2000		860	480	290	9.6	
			5000	2060		860	480	290	9.6	

*See page 166 for conversion chart.













Luminous flux	Luminous efficacy	Section length	Color rendering index CRI		Available length			Max. strip length (visual)	Max. strip length wattage-dependent on the Loox5 driver			
					5 m (196 7/8")	15 m (590 9/16")	50 m (1968 1/2")		20 W	40 W	60 W	90W
lm/m	lm/W	mm	R _a	R _s			m					
*	*											
440	92	25 (1")	>90	>50	833.74.320	833.74.324	-	4.0 (154 1/2")				
460	96	25 (1")	>90	>50	833.74.321	833.74.325	-	4.0 (154 1/2")	4.10	8.30	12.50	-
480	100	25 (1")	>90	>50	833.74.322	833.74.326	-	4.0 (154 1/2")				
495	103	25 (1")	>90	>50	833.74.323	833.74.327	-	4.0 (154 1/2")				
870	91	25 (1")	>90	>50	833.74.328	833.74.332	-	3.0 (118 1/8")				
830	97	25 (1")	>90	>50	833.74.329	833.74.333	-	3.0 (118 1/8")	2.00	4.10	6.20	-
955	99	25 (1")	>90	>50	833.74.330	833.74.334	-	3.0 (118 1/8")				
990	103	25 (1")	>90	>50	833.74.331	833.74.335	-	3.0 (118 1/8")				
440	92	50 (2")	>90	>50	833.76.300	833.76.304	-	8.0 (314 15/16")				
460	96	50 (2")	>90	>50	833.76.301	833.76.305	-	8.0 (314 15/16")	4.10	8.30	-	18.70
480	100	50 (2")	>90	>50	833.76.302	833.76.306	-	8.0 (314 15/16")				
495	103	50 (2")	>90	>50	833.76.303	833.76.307	-	8.0 (314 15/16")				
870	91	50 (2")	>90	>50	833.76.308	833.76.312	-	5.5 (216 9/16")				
930	97	50 (2")	>90	>50	833.76.309	833.76.313	-	5.5 (216 9/16")	2.00	4.10	-	9.30
955	99	50 (2")	>90	>50	833.76.310	833.76.314	-	5.5 (216 9/16")				
990	103	50 (2")	>90	>50	833.76.311	833.76.315	-	5.5 (216 9/16")				



For quick selection of linear light, see page 2

LED strip lights

Technical data, monochrome 5 mm

	Voltage V	Model Häfele Loox5	Quantity LEDs/m	Color temperature K	Illuminance lx Distance				Wattage W/m	
					250 mm (9 13/16")	500 mm (19 11/16")	750 mm (29 1/2")	1000 mm (39 3/8")		
LED strip lights monochrome, 8 mm										
	5 12V	LED 2062	60	2700	1050		435	240	145	4.8
				3000	1090		455	245	150	4.8
				4000	1120		460	260	155	4.8
				5000	1130		470	260	160	4.8
	LED 2072	120	2700	570		235	125	75	2.4	
			3000	585		240	130	80	2.4	
			4000	620		250	135	85	2.4	
			5000	620		250	135	85	2.4	
	LED 2065	120	2700	1050		435	240	145	4.8	
			3000	1090		455	245	150	4.8	
			4000	1120		460	260	155	4.8	
			5000	1130		470	260	160	4.8	
LED 2068	120	2700	2145		900	480	300	9.6		
		3000	2250		940	505	310	9.6		
		4000	2300		950	510	320	9.6		
		5000	2300		955	515	320	9.6		
	5 24V	LED 3072	120	2700	570		235	125	75	2.4
				3000	585		240	130	80	2.4
				4000	620		250	135	85	2.4
				5000	620		250	135	85	2.4
	LED 3042	120	2700	1050		435	240	145	4.8	
			3000	1090		455	245	150	4.8	
			4000	1120		460	260	155	4.8	
			5000	1130		470	260	160	4.8	
	LED 3045	120	2700	2145		900	480	300	9.6	
			3000	2250		940	505	310	9.6	
			4000	2300		950	510	320	9.6	
			5000	2300		955	515	320	9.6	
LED 3048	120	2700	2870		1210	665	415	14.4		
		3000	3000		1270	695	430	14.4		
		4000	3100		1310	715	445	14.4		
		5000	3100		1320	715	450	14.4		

*See page 166 for conversion chart.














Luminous flux lm/m	Luminous efficacy lm/W	Section length mm	Color rendering index CRI		Available length			Max. strip length (visual) m	Max. strip length wattage- dependent m on the Loox5 driver			
			R _a	R ₉	5 m (196 7/8")	15 m (590 9/16")	50 m (1968 1/2")		20 W	40 W	60 W	90W
440	92	50 (2")	>90	>50	833.74.336	-	833.74.340	6.0 (236 1/4")				
465	97	50 (2")	>90	>50	833.74.337	-	833.74.341	6.0 (236 1/4")	4.10	8.30	12.50	-
490	102	50 (2")	>90	>50	833.74.338	-	833.74.342	6.0 (236 1/4")				
495	103	50 (2")	>90	>50	833.74.339	-	833.74.343	6.0 (236 1/4")				
220	92	25 (1")	>90	>50	833.74.400	-	833.74.404	7.0 (275 9/16")				
230	96	25 (1")	>90	>50	833.74.401	-	833.74.405	7.0 (275 9/16")	8.30	16.80	-	25.00
240	100	25 (1")	>90	>50	833.74.402	-	833.74.406	7.0 (275 9/16")				
240	100	25 (1")	>90	>50	833.74.403	-	833.74.407	7.0 (275 9/16")				
440	92	25 (1")	>90	>50	833.74.354	-	833.74.358	6.0 (236 1/4")	4.10	8.30	12.50	-
465	97	25 (1")	>90	>50	833.74.355	-	833.74.359	6.0 (236 1/4")				
490	102	25 (1")	>90	>50	833.74.356	-	833.74.360	6.0 (236 1/4")				
495	103	25 (1")	>90	>50	833.74.357	-	833.74.361	6.0 (236 1/4")				
920	96	25 (1")	>90	>50	833.74.362	-	833.74.366	4.0 (154 1/2")	2.00	4.10	6.20	-
970	101	25 (1")	>90	>50	833.74.363	-	833.74.367	4.0 (154 1/2")				
1000	104	25 (1")	>90	>50	833.74.364	-	833.74.368	4.0 (154 1/2")				
1040	108	25 (1")	>90	>50	833.74.365	-	833.74.369	4.0 (154 1/2")				
210	88	50 (2")	>90	>50	833.75.220	-	833.75.225	15.5 (610 1/4")	8.30	16.80	-	25.00
230	96	50 (2")	>90	>50	833.75.221	-	833.75.226	15.5 (610 1/4")				
240	100	50 (2")	>90	>50	833.75.222	-	833.75.227	15.5 (610 1/4")				
240	100	50 (2")	>90	>50	833.75.223	-	833.75.228	15.5 (610 1/4")				
440	92	50 (2")	>90	>50	833.76.316	-	833.76.320	12.0 (472 7/16")	4.10	8.30	-	18.70
465	97	50 (2")	>90	>50	833.76.317	-	833.76.321	12.0 (472 7/16")				
490	102	50 (2")	>90	>50	833.76.318	-	833.76.322	12.0 (472 7/16")				
495	103	50 (2")	>90	>50	833.76.319	-	833.76.323	12.0 (472 7/16")				
920	96	50 (2")	>90	>50	833.76.334	-	833.76.338	8.0 (314 15/16")	2.00	4.10	-	9.30
970	101	50 (2")	>90	>50	833.76.335	-	833.76.339	8.0 (314 15/16")				
1000	104	50 (2")	>90	>50	833.76.336	-	833.76.340	8.0 (314 15/16")				
1040	108	50 (2")	>90	>50	833.76.337	-	833.76.341	8.0 (314 15/16")				
1270	88	50 (2")	>90	>50	833.76.352	-	833.76.356	6.2 (244 1/8")	1.30	2.70	-	6.20
1305	91	50 (2")	>90	>50	833.76.353	-	833.76.357	6.2 (244 1/8")				
1340	93	50 (2")	>90	>50	833.76.354	-	833.76.358	6.2 (244 1/8")				
1430	99	50 (2")	>90	>50	833.76.355	-	833.76.359	6.2 (244 1/8")				



For quick selection of linear light, see page 2

LED strip lights

Technical data, monochrome constant current 8 mm / silicone 8 mm

	Voltage V	Model Häfele Loox5	Quantity LEDs/m	Color temperature K	Illuminance lx Distance				Wattage W/m	
					250 mm (9 13/16")	500 mm (19 11/16")	750 mm (29 1/2")	1000 mm (39 3/8")		
LED strip lights monochrome constant current 8 mm										
	5 12V	LED 2077	120	2700	1775		760	425	265	9.6
				3000	1850		790	440	270	9.6
				4000	1950		830	465	285	9.6
				5000	1950		830	465	285	9.6
	5 24V	LED 3050	140	2700	2050		890	490	305	9.6
				3000	2150		930	520	325	9.6
				4000	2205		990	545	335	9.6
				5000	2340		1010	550	340	9.6
	LED 3051	140		2700	3150	1365	760	470	14.4	
				3000	3170	1385	770	480	14.4	
				4000	3190	1390	770	480	14.4	
				5000	3200	1400	770	480	14.4	
	LED 3052	140		2700	4070	1750	970	600	19.2	
				3000	4160	1780	990	620	19.2	
				4000	4220	1800	1000	625	19.2	
				5000	4260	1840	1020	630	19.2	
LED silicone strip lights monochrome, 8 mm										
	5 12V	LED 2063	60	2700	920		390	215	135	4.8
				3000	960		410	225	140	4.8
				4000	975		415	230	145	4.8
				5000	1010		425	235	145	4.8
	5 24V	LED 3043	120	2700	920		390	215	135	4.8
				3000	960		410	225	140	4.8
				4000	975		415	230	145	4.8
				5000	1010		425	235	145	4.8
	LED 3046	120		2700	1855	790	435	270	9.6	
				3000	1895	805	445	275	9.6	
				4000	1960	840	465	290	9.6	
				5000	2020	860	475	295	9.6	

*See page 166 for conversion chart.









Luminous flux lm/m *	Luminous efficacy lm/W *	Section length mm	Color rendering index CRI		Available length			Max. strip length (visual) m	Max. strip length wattage- dependent m on the Loox5 driver			
			R _a	R ₉	5 m (196 7/8")	15 m (590 9/16")	50 m (1968 1/2")		20 W	40 W	60 W	90W
810	84	25 (1")	>90	>50	833.74.372	-	833.74.376	6.2 (244 1/8")				
860	90	25 (1")	>90	>50	833.74.373	-	833.74.377	6.2 (244 1/8")	2.00	4.10	6.20	-
900	94	25 (1")	>90	>50	833.74.374	-	833.74.378	6.2 (244 1/8")				
905	94	25 (1")	>90	>50	833.74.375	-	833.74.379	6.2 (244 1/8")				
945	98	50 (2")	>90	>50	833.76.362	-	833.76.366	9.0 (354 5/16")				
1030	107	50 (2")	>90	>50	833.76.363	-	833.76.367	9.0 (354 5/16")	2.00	4.10	-	9.30
1060	110	50 (2")	>90	>50	833.76.364	-	833.76.368	9.0 (354 5/16")				
1080	113	50 (2")	>90	>50	833.76.365	-	833.76.369	9.0 (354 5/16")				
1430	99	50 (2")	>90	>50	833.76.370	-	833.76.374	6.2 (244 1/8")	1.30	2.70	-	6.20
1520	106	50 (2")	>90	>50	833.76.371	-	833.76.375	6.2 (244 1/8")				
1605	111	50 (2")	>90	>50	833.76.372	-	833.76.376	6.2 (244 1/8")				
1650	115	50 (2")	>90	>50	833.76.373	-	833.76.377	6.2 (244 1/8")				
1850	96	50 (2")	>90	>50	833.76.378	-	833.76.382	4.6 (181 1/8")	1.00	2.00	-	4.60
2015	105	50 (2")	>90	>50	833.76.379	-	833.76.383	4.6 (181 1/8")				
2050	107	50 (2")	>90	>50	833.76.380	-	833.76.384	4.6 (181 1/8")				
2100	109	50 (2")	>90	>50	833.76.381	-	833.76.385	4.6 (181 1/8")				
415	86	50 (2")	>90	>50	833.74.344	833.74.348	-	6.0 (236 1/4")	4.10	8.30	12.50	-
440	92	50 (2")	>90	>50	833.74.345	833.74.349	-	6.0 (236 1/4")				
455	95	50 (2")	>90	>50	833.74.346	833.74.350	-	6.0 (236 1/4")				
460	96	50 (2")	>90	>50	833.74.347	833.74.351	-	6.0 (236 1/4")				
415	86	50 (2")	>90	>50	833.76.324	833.76.328	-	12.0 (472 7/16")	4.10	8.30	-	18.70
440	92	50 (2")	>90	>50	833.76.325	833.76.329	-	12.0 (472 7/16")				
455	95	50 (2")	>90	>50	833.76.326	833.76.330	-	12.0 (472 7/16")				
460	96	50 (2")	>90	>50	833.76.327	833.76.331	-	12.0 (472 7/16")				
820	85	50 (2")	>90	>50	833.76.342	833.76.346	-	8.0 (314 15/16")	2.00	4.10	-	9.30
870	91	50 (2")	>90	>50	833.76.343	833.76.347	-	8.0 (314 15/16")				
900	94	50 (2")	>90	>50	833.76.344	833.76.348	-	8.0 (314 15/16")				
930	97	50 (2")	>90	>50	833.76.345	833.76.349	-	8.0 (314 15/16")				



For quick selection of linear light, see page 2

LED strip lights

Technical data, multi-white 8 mm / RGB 10 mm

	Voltage V	Model Häfele Loox5	Quantity LEDs/m	Color temperature K	Illuminance lx Distance				Wattage W/m
					250 mm (9 13/16")	500 mm (19 11/16")	750 mm (29 1/2")	1000 mm (39 3/8")	
									
	5 12V	LED 2064	2 x 60	2700	1025	425	230	145	4.8
				5000	1075	445	245	150	
		LED 2070	2 x 120	2700	1865	785	430	270	9.6
				5000	2045	865	475	295	
	5 24V	LED 3044	2 x 120	2700	1025	425	230	145	4.8
				5000	1075	445	245	150	
		LED 3060 Silicone	2 x 120	2700	1025	425	230	145	4.8
				5000	1075	445	245	150	
		LED 3047	2 x 120	2700	1865	785	430	270	9.6
				5000	2045	865	475	295	
LED 3061 Silicone	2 x 120	2700	1865	785	430	270	9.6		
		5000	2045	865	475	295			
LED 3049	2 x 120	2700	2780	1180	650	405	14.4		
		5000	2800	1200	660	415			
									
	5 12V	LED 2080	120	RGB	-	-	-	-	9.6
	5 24V	LED 3080	120	RGB	-	-	-	-	9.6

*See page 166 for conversion chart.



Luminous flux	Luminous efficacy	Section length	Color rendering index CRI		Available length			Max. strip length (visual)	Max. strip length wattage-dependent on the Loox5 driver			
			R _a	R ₉	5 m (196 7/8")	15 m (590 9/16")	50 m (1968 1/2")		20 W	40 W	60 W	90W
lm/m	lm/W	mm	R _a	R ₉				m				
*	*											
425	89	50 (2")	>90	>50	833.74.352	-	833.74.353	4.5 (177 3/16")	4.10	8.30	12.50	-
465	97											
825	86	25 (1")	>90	>50	833.74.370	-	833.74.371	3.5 (137 13/16")	2.00	4.10	6.20	-
930	97											
425	89	50 (2")	>90	>50	833.76.332	-	833.76.333	8.5 (334 5/8")	4.10	8.30	-	18.70
465	97											
425	89	50 (2")	>90	>50	833.76.387	833.76.388	-	8.5 (334 5/8")	4.10	8.30	-	18.70
465	97											
825	86	50 (2")	>90	>50	833.76.350	-	833.76.351	6.5 (255 7/8")	2.00	4.10	-	9.30
930	97											
825	86	50 (2")	>90	>50	833.76.389	833.76.390	-	6.5 (255 7/8")	2.00	4.10	-	9.30
930	97											
1230	85	50 (2")	>90	>50	833.76.360	-	833.76.361	5.0 (196 7/8")	1.30	2.70	-	6.20
1370	95											
530	51	25 (1")	-	-	833.74.380	-	-	3.0 (118 1/8")	2.00	4.10	6.20	-
530	51	50 (2")	-	-	833.76.386	-	-	6.5 (225 7/8")	2.00	4.10	-	9.30



For quick selection of linear light, see page 2

Light shapes rooms.

Light in furniture is more than just accessories.






- Light in furniture is no longer an accessory
- which can be retrofitted later. Today, light has
- essential and imperative comfort functions in
- furniture.
- Contemporary furniture planning incorporates
- light as a focus right from the beginning in
- order to achieve the best possible result for
- customers.

Light changes spaces.

The interplay of light in rooms and light in furniture promotes a feeling of well-being.



Cooking.


Bright, neutral white light makes for a pleasant illumination of the important work spaces and ensures the proper reflection of the color of food and products.

Eating.

The combination of direct, flat light for a perfect illumination of the dining table, supplemented with indirect, warm effect lights on ceilings and walls creates an atmosphere of ambience.

Relaxation.

The interaction of areas of light and horizons created by light creates a comfortable and cozy atmosphere.





.....
Bright cool light promotes concentration, warm and dimmed light promotes relaxation.

Light and intensity.

When lighting a room, using a combination of several light sources is critical.

In the 1950s, Richard Kelly, a pioneer of lighting design, already differentiated between light to see – ambient luminescence, focal glow – the illumination of an object or area, and play of brilliants – in which the light itself is the object to observe.



Depending on the purpose for the lighting plan of a room and specific areas, task light is used. To create a specific ambience, ambient light is used.



Task light.

For example, the lighting need in a home office can differ and depends on the location of the desk as well as the influx of daylight. When work is done on a computer or tablet, a glare-free light source is required. Since the screen is the work area, a backlight can be sufficient. However, drawing or writing requires a well lit work surface.




Ambient light.

To create an atmospheric ambience, the room light can also be used as indirect lighting in the furniture. Ambient light provides less illumination and serves to create an appealing environment. The light source is often hidden, for example it can be embedded in shelving or behind moldings. It's important that ambient light beams do not create brightly lit surfaces or produce sharp edges.



Light evokes emotions.

Light situations trigger associations: romantic, comfortable, relaxing and cold.



Staging.

Spotlights make the illuminated objects on shelves and showcases the focus. And wall wash light makes wall structures visible.



Highlighting.

Highlighting functional areas with even, bright light is a sensible addition to the general room light.



Setting accents.

The Loox lighting system offers many possibilities to set accents in a room. With the appropriate light composition corners, edges and surfaces can be dramatized.

With a smart lighting plan specific moods can be created in the living environment. The Häfele Loox system can turn a purposefully designed bathroom into a spa. Edge lighting creates an artificial horizon, dimmable spotlights create a candlelight atmosphere. Warm light creates a mood simulating a sunset.

Light and color.




Light makes color visible.

Light is made up of electromagnetic waves which only become visible to the human eye through reflection on objects. A red object reflects only the red color. The other colors are absorbed. All light sources are tested and measured based on the accuracy of their color reproduction, the so-called color rendering index (CRI). The higher the CRI, the higher the quality of color reproduction.



Warm light. Cool light.

The color of the light, also referred to as color temperature, controls our state of well-being. Light with a high blue component has an invigorating effect on the body. Just like the cool fresh light of an early morning. By comparison, strong red and yellow-colored light has a relaxing effect and evokes a state of rest. Just like the warm glow in the late afternoon or a candle.



Consistent color quality and performance.

An important factor for new technologies is the reliability in use.

Häfele has set high standards for the selection of materials, which are continually tested and certified internationally. Setting a narrow binning is one of them. All LEDs are tested and sorted to specified quality criteria after production. Häfele selects the highest quality class LEDs for maximum life time, energy efficiency and to ensure aftermarket replacement quality.

Light with effect.

Every room comes to life with light and shadows.



Linear light.

Linear illumination is created with LED strip lights. Inside cabinets and shelves, on work surfaces or enclosures of furniture, LED strip lights provide uniform light with a broad area of illumination.



Directional light.

Narrow beam Loox spotlights can create directional lighting effects to highlight specific objects. With surface mounted or built-in spotlights in a row it's possible to achieve flat surface illumination of specific areas. A special effect is created by overlapping cones of light.


Linear illumination can be used to create horizons. With direct light objects can be partially emphasized. Wall wash light can highlight and reinforce structures (stone structures, relief wallpapers).

Light and surfaces.



Depending on the material and structure a surface reacts differently to light. Light is partially absorbed, a part is reflected and depending on the surface it's scattered. With translucent or transmissive materials, the light can also shine through the body.

Depending on the material and structure a surface reacts differently to light.



Dark surfaces.

Dark materials absorb light, so it's necessary to use stronger light. However, too much light destroys the ambiance and comfort.



Bright surfaces.

A bright floor or bright materials reflect the light much better than dark materials. A brightly designed space therefore requires less overall light. Extra effect lighting adds freshness and a feeling of spaciousness to the room.

Light and control.

A Smart Home also includes the smart control of different lighting scenes inside the space.

The Häfele Loox system offers several solutions for controlling lights; from the direct control via simple switching points to the remote control of more complex lighting scenarios.



In addition to the lighting, digital solutions can also be used to centrally operate and control the stereo, television, heating, alarm system and more.



Remote control of light.

Especially important is the control of light scenes in multi-functional rooms. Depending on the application, remote controls can be used for easy control of several light sources, from multi-white lights to colored RGB lights.





Control light (and more) centrally.

An app connects and centrally controls all installed light components and allows the design of light effects individually with a smartphone or tablet. In this way multiple scenes can be saved and programmed, or simply retrieved with just a fingertip.



Test symbols and symbols

Product features

-  Dimmable
-  RGB light
-  Multi-white light
-  Bluetooth®: industry standard for data transmission between electronic devices by radio over a short distance. The Bluetooth® word mark and logos are registered trademarks of Bluetooth SIG, Inc., and Häfele uses these marks under licence. Other trademarks and names are the property of their respective owners.



Test symbol

-  TÜV seal of quality
-  Confirmation from manufacturer that the product complies with the product-specific applicable European norms and standards. Häfele will not use the certification in advertising.
- RoHS** Restriction of Hazardous Substances (EU directive 2011/65/EU). Häfele will not use the certification in advertising.
-  Underwriters Laboratories, correspondence with the national standards in the USA and Canada
-  Energy efficiency standard level VI (USA) meets DOE new standards
-  Product Safety Electrical Appliance and Material Safety Law (for Japan)
-  Regulatory Compliance Mark (for Australia)
-  China Compulsory Certification
- EAC** Eurasian Conformity, for CU countries (Russia, Kazakhstan, Belarus)
-  Korea Certification Mark
-  Bureau of Standards, Metrology & Inspection BSMI (for Taiwan)
-  Thai Industrial Standards Institute TISI
-  European Norms Electrical Certification, with indication of the testing laboratory (one of 18 European national institutes)
- FC** Declaration of Conformity for telecommunication and radio equipment (USA)
-  Telecommunication and Radio Equipment (Japan)







Protection classes

-  Protection class II
-  Protection class III



Degrees of protection

- IP20** Only for use in dry locations
 - IP44** Penetration by solid foreign bodies $q \geq 1$ mm is prevented. Water spray protection (water from all directions)
 - IP65** Dustproof, protection from water spray (jet) from any angle.
-  IP44 after installation
 IP65 after installation

Safety symbols

-  Installation permitted on or in furniture, whose ignition properties are unknown.
-  Max. surface temperature in case of fault
-  Lights to be used indoors only. Not to be used outdoors.
-  Do not use components that impede thermal radiation.
-  Waste of Electrical and Electronic Equipment. Do not dispose of in residential waste!
-  Driver, converts alternating current to direct current

Voltage supply

- SELV** Safety Extra Low Voltage
-  Independent operating unit for use outside of light without additional cover.
-  Short-circuit proof with safety isolation

Loox Reference Guide

Compliance with electrical codes

Häfele is committed to producing, marketing and selling products that meet or exceed all relevant safety standards for the industry.

Loox lighting products are designed and manufactured to achieve the most relevant standard in the United States, as defined by Underwriters Laboratory (UL), UL2108 (Standard for Safety Low Voltage Lighting Systems). All Häfele branded Loox low voltage lighting products are UL listed to the 2108 standard as components and together as a system.

- UL2108 applies to low voltage lighting systems and components intended for permanent installation and use in locations following the National Electrical Code (NEC), NFPA 70, Article 411 (Lighting Systems Operating at 30 Volts or Less and Lighting Equipment Connected to Class 2 Power Sources)
- The UL2108 listing of Loox low voltage lighting products is also relevant when our customers want to comply with other standards such as UL962 for residential and commercial furnishings, UL970 for commercial display cases and UL1286 for office furnishings. These standards are only referenced as examples and are not meant to be an exhaustive list of potential requirements to consider in applying low voltage lighting systems.
- Compliance with relevant standards and codes is the responsibility of our customers when using the Häfele Loox low voltage lighting systems, and it is the installer's responsibility to ensure the lighting is applied correctly, safely and in compliance with all applicable codes.
- Many local electrical code interpretations exist in the United States, and it is advisable to proactively understand these nuances before installing low voltage lighting in construction or furniture products.
- In jurisdictions where the NEC Article 410 (Luminaires, Lampholders and Lamps) applies, care must be taken in selecting the correct placement and/or luminaire. Consider the following points in particular when using luminaires in a clothes closet:
 - All Häfele Loox luminaires are suitable for use in the clothes closet spaces, provided installation satisfies the required location constraints of NEC Article 410.16C (Luminaires in Clothes Closets-Location).
 - LED strip lights must always be installed within a linear profile with a lens and endcaps to ensure that the LED light source is enclosed and cannot be contacted.
 - If luminaires are to be installed in a location that may place them in direct contact with items stored in the closet or storage space, they are required to pass an additional test under the standard UL1598 (Standard for Safety- Luminaires). This is an additional requirement contained in the UL2108 listing, which as previously outlined, is the general certification making the luminaires suitable for installation in the storage area of a clothes closet.
 - The Häfele Loox low voltage lighting system has the following families of product that meet the additional UL1598 test standard for more flexible use within closet or storage space:

Linear luminaire models

Model 2060 Model 3050
 Model 2061 Model 3051
 Model 2065 Model 3078
 Model 2068 Model 3087
 Model 2070
 Model 2075
 Model 2077
 Model 2087
 Model 3040
 Model 3041
 Model 3042
 Model 3044
 Model 3045
 Model 3047
 Model 3048
 Model 3049

Puck style luminaire models

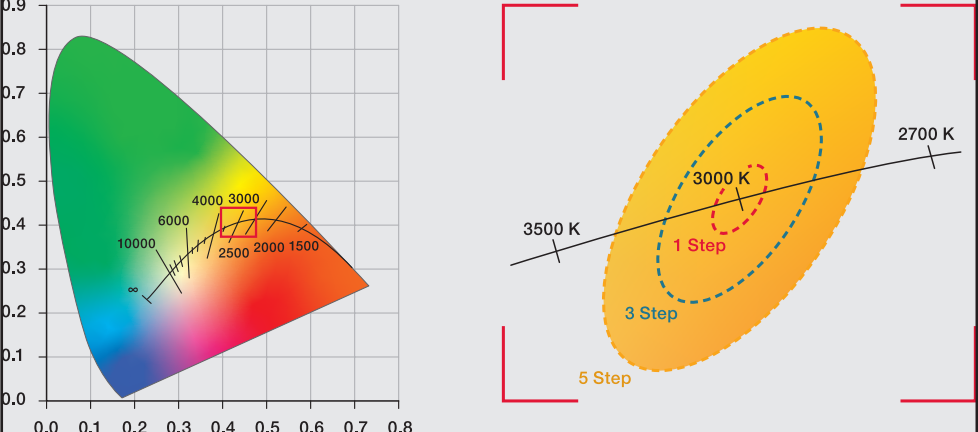
Model 2020
 Model 2022
 Model 2023
 Model 2040
 Model 2050
 Model 2051
 Model 2090
 Model 3023
 Model 3025
 Model 3035
 Model 3036
 Model 3090
 Model 3094

- The Häfele Loox Adjustable Shelf Light System is UL listed under the UL2108 standard. Per NEC 411.6C (Low-Voltage Lighting Systems, Secondary Circuits, Bare Conductors), our bare low voltage conductor (bus bar) is specifically listed for installation in locations lower than the code required 7-foot height.

This information is provided to you as a Reference Guide, not an authoritative body of work. Compliance with relevant Standards and Codes is the responsibility of our customers when using the Häfele Loox low voltage lighting systems, and it is the installer's responsibility to ensure the lighting is applied correctly, safely and in compliance with all applicable codes.

Technical terms

Technical terms


<p>Refraction angle</p>	<p>The refraction angle (beam angle) describes the angle between two imagined straight lines in a plane through the visual beam axis, whereby these straight lines go through the center of the front of the lamp and through the points at which the illuminance is 50% of the illuminance on the visual beam axis.</p>														
<p>Illuminance</p>	<p>The illuminance is the luminous flux (lm) in relation to a surface (m²) and it is indicated in Lux (lx). It is used to measure the brightness with which a surface is illuminated.</p>														
<p>Binning</p>	<p>During industrial manufacture, LEDs differ from each other with regard to color, luminous flux (brightness) and forward voltage. In order to achieve consistent light quality with the same brightness level and a uniform light color, they are therefore sorted according to color, luminous flux and forward voltage and separated into bins ("containers") during manufacturing. This sorting process is known as Binning. Häfele exclusively uses bins with a high degree of brightness in order to achieve high efficiency.</p>														
<p>Bluetooth® Mesh</p>	<p>Network technology which was introduced in 2017, based on Bluetooth® Low Energy, in which all components (controls, devices) form a joint network, which is ideal for controlling lights. Häfele Connect Mesh uses this technology.</p>														
<p>Energy efficiency class</p>	<p>The energy efficiency class provides information about the relevant energy consumption. Lamps and lights are categorized in classes E to A++. LED lights achieve the highest classes A to A++.</p>														
<p>Color temperature and light color</p>	<p>The color temperature is a specification of the color appearance of a white light source and is measured in Kelvin (K). The lower the color temperature, the warmer the light color; the higher the color temperature, the cooler the light color. White light sources with a color temperature below 3400 K are considered "warm white" by Häfele, white light sources with a color temperature between 3400 K and 5700 K are considered "cool white". White light sources above 5700 K are referred to as "daylight white".</p>														
<p>Color consistency/ color differences</p>	<div style="display: flex; align-items: flex-start;">  </div> <p>Color differences are specified in stages, so called "MacAdams Ellipses" or "SDCM" (Standard Deviation of Color Matching). Häfele uses 3 SDCM binnings for its LED products. This is a good value, because it is statistically unlikely that LEDs with a maximum color difference will be next to each other on the strip light or in the light and that the color difference is visible. In its ErP directive, the EU Commission stipulates that 6 SDCMs may not be exceeded for LED products.</p> <table border="1" data-bbox="483 1562 1398 1791"> <thead> <tr> <th>SDCM</th> <th>Visibility</th> </tr> </thead> <tbody> <tr> <td>1</td> <td>Only people with extremely good vision can see the most minimal color differences.</td> </tr> <tr> <td>2</td> <td>Most minimal color differences are visible.</td> </tr> <tr> <td>3</td> <td>Very small color differences are visible.</td> </tr> <tr> <td>4</td> <td>Color differences are visible.</td> </tr> <tr> <td>5</td> <td>Significant color differences are visible.</td> </tr> <tr> <td>>5</td> <td>Very clear color differences are visible.</td> </tr> </tbody> </table>	SDCM	Visibility	1	Only people with extremely good vision can see the most minimal color differences.	2	Most minimal color differences are visible.	3	Very small color differences are visible.	4	Color differences are visible.	5	Significant color differences are visible.	>5	Very clear color differences are visible.
SDCM	Visibility														
1	Only people with extremely good vision can see the most minimal color differences.														
2	Most minimal color differences are visible.														
3	Very small color differences are visible.														
4	Color differences are visible.														
5	Significant color differences are visible.														
>5	Very clear color differences are visible.														
<p>Color rendering index CRI</p>	<p>The color rendering index is a parameter that can be used to compare the color rendering quality of light sources at the same color temperature. The higher the value, the better the color rendering. A value of 100 corresponds to the color rendering of sunlight.</p>														
<p>Weighted energy consumption</p>	<p>The weighted energy consumption is rounded to two decimal places in kilowatt hours in relation to 1,000 hours of use. It applies to operation of the LED with an external driver. The calculation and publication of this value is defined by EU ordinance No. 874/2012.</p>														

Technical terms

Constant current technology	The same current flows through each LED. That means that the brightness of all LEDs is the same, and a drop in luminous flux is prevented. This increases the maximum visual length of the strip lights.																												
Life time	<p>Specified in operating hours. The life time mainly depends on the warming of the products. The hotter the environment, the shorter the life time. The replacement rate in years is calculated from the total life time and the average operating time per annum. The following table can be used as a planning aid. The specified life time relates to L70/B50.</p> <table border="1"> <thead> <tr> <th>Indoor use</th> <th>Annual operating time (EN 15193) hours</th> <th>Replacement rate Years</th> <th>Life time installation Hours</th> </tr> </thead> <tbody> <tr> <td>Office</td> <td>2,500</td> <td>20</td> <td>50,000</td> </tr> <tr> <td>Education</td> <td>2,000</td> <td>25</td> <td>50,000</td> </tr> <tr> <td>Hospital</td> <td>5,000</td> <td>10</td> <td>50,000</td> </tr> <tr> <td>Hotel</td> <td>5,000</td> <td>10</td> <td>50,000</td> </tr> <tr> <td>Restaurant</td> <td>2,500</td> <td>10</td> <td>25,000</td> </tr> <tr> <td>Shop</td> <td>5,000</td> <td>10</td> <td>50,000</td> </tr> </tbody> </table>	Indoor use	Annual operating time (EN 15193) hours	Replacement rate Years	Life time installation Hours	Office	2,500	20	50,000	Education	2,000	25	50,000	Hospital	5,000	10	50,000	Hotel	5,000	10	50,000	Restaurant	2,500	10	25,000	Shop	5,000	10	50,000
Indoor use	Annual operating time (EN 15193) hours	Replacement rate Years	Life time installation Hours																										
Office	2,500	20	50,000																										
Education	2,000	25	50,000																										
Hospital	5,000	10	50,000																										
Hotel	5,000	10	50,000																										
Restaurant	2,500	10	25,000																										
Shop	5,000	10	50,000																										
Life time L80/B10	<p>L80 is the time after which the LED is still emitting 80% of its original light. B10 means that 10% of the LEDs may have less than 80% of the original light output. Häfele tests all LEDs it uses in accordance with the LM-80 standard. LM-80 is a standardized testing method, which allows products to bear the EPA's (Environmental Protection Agency) Energy Star. The test is a manufacturer-independent comparison of LEDs. During the test the luminous flux (Lumen maintenance) of an LED is tested at three different temperatures for a minimum of 6,000 hours. Then the life time L80 is calculated by means of extrapolation. The extrapolation procedure is described in regulation IES TM-21.</p>																												
LED	A light-emitting diode (LED) is a semi-conductor element that emits light when electricity passes through it. This semi-conductor element consists of a crystal that is attached to a metal base, and both are encapsulated in protective plastic. LEDs are mostly based on inorganic, i.e. non-carbon based materials.																												
Luminous efficacy	The luminous efficacy is the ratio of the luminous flux and the wattage absorbed. It is used to measure the operating efficiency of the light source. It is indicated in Lumens per Watt (lm/W).																												
Luminous flux	It is indicated in Lumen (lm). The luminous flux indicates the light output, i.e. the quantity of light a source emits. The value may be subject to measurement and production-related fluctuations of $\pm 10\%$.																												
Drop in luminous flux	The brightness of the LEDs on LED strip lights decreases with the length of the strip light due to the increasing resistance of the copper line. A drop in luminous flux from the first to the last LED of up to 30% is imperceptible to the human eye. That's why Häfele specifies a maximum strip light length for this visual value. Generally, it is possible to operate strip lights with longer lengths, but a difference in brightness will be visible. Exception: The LEDs of the strip lights with constant current technology (LED 2077/3050/3051/3052) always have the same brightness.																												
Max. strip light length	<p>Visual value Strip light length with an imperceptible drop in luminous flux of max. 30%.</p> <p>Wattage-dependent value Strip light length = output power of driver / wattage of the strip light per meter. If the wattage-dependent value is greater than the visual value, a difference in brightness will be perceivable. Exception: The LEDs of the strip lights with constant current technology (LED 2077/3050/3051/3052) always have the same brightness.</p>																												
Multi-white	The light color of shades of white can be changed as required with Häfele Connect Mesh, e.g. from warm white to cool white.																												
RGB	RGB is the abbreviation for red, green and blue. In combination with Häfele Connect Mesh, almost any color combination can be created from these three primary colors.																												
RoHS – Lead in Loox products	Loox Products by Häfele are lead-free and adhere to the RoHS guidelines. RoHS is part of CE conformity. All Loox products are CE compliant. Häfele does not advertise the CE conformity in its catalogs, since only CE compliant products are allowed to be offered. The declaration of conformity is available online at www.hafele.com																												
Transmittance	Ratio of transmitted light to incidental light. An ideal transparent body would have a transmittance of 100%.																												

Technical questions

Technical questions

<p>How do I clean an LED strip light?</p>	<p>LED strip lights without a silicone sleeve do not require cleaning. Silicone strip lights can be wiped down with a damp, anti-static cloth. Scouring agents and aggressive cleaners can destroy the surface and attack the LEDs.</p>																																				
<p>May I use drivers from other manufacturers?</p>	<p>In order to ensure the safety and functionality of the installation, only Loox drivers or drivers that have been explicitly approved by Häfele may be used. If an electronics technician installs the system, Loox can also be connected and coupled with on-site electrical equipment. However, we explicitly point out that these tasks must be performed by a qualified electrician.</p>																																				
<p>What is the life time of the products in permanent operation?</p>	<p>Loox5 drivers >70,000 hrs. with max. ambient temperature (40 °C/45 °C), wall plug drivers 30,000 hrs. at an ambient temperature of max. 40 °C. Provide for sufficient air supply and circulation at the mounting location of the driver. Loox5 LED strip lights >50,000 hrs. at an ambient temperature of max. 45 °C. Cooling with an aluminum profile is recommended from 9.6 W/m (3.0 W/ft.).</p>																																				
<p>Can the multi switch box, the multi driver box and the 3-way distributor with switching function be connected in series multiple times?</p>	<p>No, because the signals can no longer be transmitted properly.</p>																																				
<p>Can 12 V and 24 V lights be used together?</p>	<p>Yes, please use our respective converter. (See converters in Supplying)</p>																																				
<p>How can sensor switch malfunctions be avoided?</p>	<p>Check for correct switch installation. The TOP lettering on the switch must point upwards in the installation situation.</p>																																				
<p>How is consistent bulb light color guaranteed?</p>	<p>Häfele makes high demands on the selection of the materials. All Loox5 strip lights contain high-quality and long-lasting LEDs from Samsung and Lumileds. Setting very tight quality specifications ensures not only luminous flux and breakdown voltage, but also consistent light color for follow-up purchases.</p>																																				
<p>What is the maximum wattage that I can connect to a device output of the driver?</p>	<p>With 12 V systems it is 12 V x 5.0 A = 60 W with a 60 W driver With 24 V systems it is 24 V x 3.75 A = 90 W with a 90 W driver</p>																																				
<p>How long may the lead between the driver and the device be?</p>	<p>The maximum lead length from the Loox5 driver to the device is 10 m (32' 9 11/16"). Long cable lengths in combination with large loads (strip light lengths) can result in voltage losses in the cable. These lead to visible loss of brightness in the lights. The illuminance listed with the lights has been determined with the rated output voltage of the driver. (12 V or 24 V).</p>																																				
<p>What is AWG?</p>	<p>AWG stands for American Wire Gauge. It is the coding for wire diameters in electrical leads that are mainly used in North America. This identifies the cross-section of wires in electrical leads that consist of stranded or solid core wire.</p>																																				
<p>What is the current carrying capacity of my cable?</p>	<p>Häfele allows the following current carrying capacity and wattage:</p> <table border="1" data-bbox="483 1419 1308 1562"> <thead> <tr> <th>Type of cable</th> <th colspan="2">24 AWG</th> <th colspan="2">22 AWG</th> <th colspan="2">20 AWG</th> <th colspan="2">18 AWG</th> </tr> </thead> <tbody> <tr> <td>Current carrying capacity</td> <td colspan="2">1.5 A</td> <td colspan="2">2.5 A</td> <td colspan="2">3.5 A</td> <td colspan="2">5.0 A</td> </tr> <tr> <td>Voltage</td> <td>12 V</td> <td>24 V</td> <td>12 V</td> <td>24 V</td> <td>12 V</td> <td>24 V</td> <td>12 V</td> <td>24 V</td> </tr> <tr> <td>Wattage</td> <td>18 W</td> <td>36 W</td> <td>30 W</td> <td>60 W</td> <td>42 W</td> <td>84 W</td> <td>60 W</td> <td>110 W</td> </tr> </tbody> </table> <p>The type of cable is imprinted on the coating of the cable.</p> 	Type of cable	24 AWG		22 AWG		20 AWG		18 AWG		Current carrying capacity	1.5 A		2.5 A		3.5 A		5.0 A		Voltage	12 V	24 V	12 V	24 V	12 V	24 V	12 V	24 V	Wattage	18 W	36 W	30 W	60 W	42 W	84 W	60 W	110 W
Type of cable	24 AWG		22 AWG		20 AWG		18 AWG																														
Current carrying capacity	1.5 A		2.5 A		3.5 A		5.0 A																														
Voltage	12 V	24 V	12 V	24 V	12 V	24 V	12 V	24 V																													
Wattage	18 W	36 W	30 W	60 W	42 W	84 W	60 W	110 W																													
<p>Can an LED flexible strip light be used behind acrylic glass?</p>	<p>Yes, however the acrylic glass increases the color variations (binning) up to four times and minimal color deviations are therefore more visible.</p>																																				
<p>Can Loox lights be operated using multiple switches?</p>	<p>Yes, please use the multi-switch box to do this. Up to three switches can be connected to the multi switch box (multi-switch box see page 93).</p>																																				
<p>Why do the lights have to be plugged in first before connecting the high voltage mains plug?</p>	<p>If the driver is connected to the line voltage first, electrical power is output at the secondary side, which leads to overvoltage and therefore damage to the lights as they are connected.</p>																																				
<p>Can Loox lights be used in RVs/boats/cars?</p>	<p>Yes. We have special IC strip lights that compensate for voltage fluctuations of the vehicles without problems. Our regular LED strip lights can be used as well. It is important to note, however, that the voltage peaks may reduce the life time.</p>																																				

Technical questions

Can I use Loox in a sauna/bathroom?

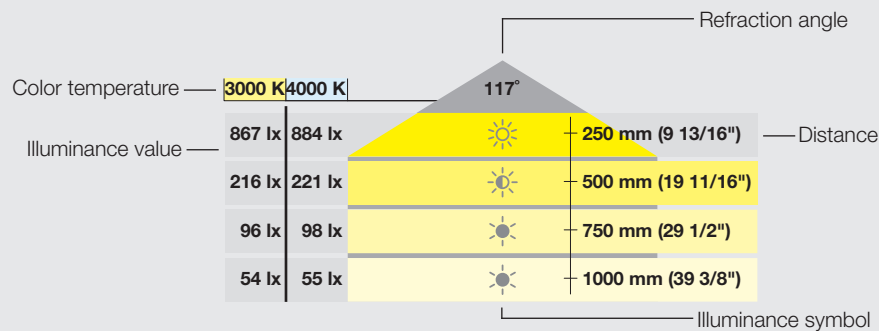
We offer special lights that offer IP44 and IP65 protection when installed. This is sufficient for many applications. Our LED silicone strip lights are IP44 protected as well. However, it must be ensured that the driver and power cord are dry. Furthermore, a maximum ambient temperature of 45° C or 113° F must be ensured.




Why does my LED light flash?

Flashing is a sign of (under or) overloading.
Use a driver with higher power or reduce the number of lights.

Light effects and lighting technology

Cone of light



	>500 lx
	150–500 lx
	<150 lx



Note:

The illuminance symbol always represents the best value of all color temperatures and is meant to be for quick reference only. Please note the specific values of the individual color temperatures and the refraction angle before ordering.

Recommendation for illumination of interior rooms

Interior room type	Illuminance in Lux at 500 mm	Color temperature
Kitchen, dining area	300–500	2700–4000 K
Store fixtures, galleries	300–500	4000–6500 K
Bedroom, living room	200–300	2700–4000 K
Bathroom	200–500	3500–4000 K
Storage room	100	4000–5000 K
Orientation light, hallway, wardrobe	10–50	4000–5000 K

Conversion chart

Wattage		Luminous Flux			
W/m	W/ft.	lm/m	lm/ft.	lm/m	lm/ft.
4.8	1.5	415	127	970	296
9.6	3.0	425	130	990	302
14.4	4.5	440	134	1000	305
19.2	6.0	455	139	1030	314
		460	140	1040	317
		465	142	1060	323
		480	146	1080	329
		490	149	1230	375
		495	151	1270	387
		530	162	1305	398
		810	247	1340	409
		820	250	1370	418
		825	252	1430	436
		860	262	1520	464
		870	265	1605	490
		900	275	1650	503
		905	276	1850	564
		920	281	2015	615
		930	284	2050	625
		945	288	2100	641
		955	291		

Documentation on the Internet

Video guides

Language neutral for all markets
 Language-independent videos are available for the Loox radio remote controls and other selected products at www.hafele.com/us.



Installation instructions

Language neutral for all markets

LOOX5 HÄFELE

LED 3010 Loox

833.75.040
833.75.041
833.75.042

280	K	W	T _A	mm	mm	mm
833.75.040	3000 K	3.25 W	-20 °C – +35 °C -4 °F – +95 °F	Ø 65 x 12	≥ Ø 75 x 22	833.77.900 833.77.901 833.77.912 833.77.913 833.77.914 833.77.915

732.20.203

100 - 240

Language neutral installation instructions are provided for all Häfele Loox lighting systems.

RoHS CE IP20 1/2

Energy efficiency class

Label in all EU languages

HÄFELE 833.75.040
LED 3010

This luminaire contains built-in LED lamps.

A++
A+
A
B
C
D
E

LED

The lamps cannot be changed in the luminaire.

874/2012

Labels are available for downloading in all EU languages for all Loox lighting systems at www.hafele.com/us

INDEX

Item No.	Page No.	Item No.	Page No.	Item No.	Page No.	Item No.	Page No.	Item No.	Page No.
001.06.865	125	820.66.454	143	830.28.710	43	833.02.963	136	833.70.661	72
001.07.513	125	820.66.455	142	830.28.711	43	833.02.964	136	833.70.662	72
001.07.522	125	820.66.456	142, 143	830.28.720	43	833.02.965	140	833.70.663	72
001.08.004	125	820.66.650	144	830.28.721	43	833.02.966	137	833.70.664	72
001.08.006	125	820.66.651	143	830.28.730	43	833.02.967	137	833.70.665	72
001.08.012	125	820.66.652	142	830.28.731	43	833.02.968	137	833.70.666	72
001.08.016	125	820.66.653	142, 143,	830.28.790	43	833.02.969	137	833.70.667	72
001.08.040	125		144, 145, 146	830.28.800	43	833.02.970	137	833.70.668	72
001.35.052	126	820.66.654	143	830.38.423	90	833.03.004	133	833.70.669	72
001.35.053	126	820.66.655	142	830.38.424	90	833.03.005	134	833.70.670	72
001.35.054	126	820.66.656	142, 143	830.69.887	146	833.03.006	133	833.70.671	72
001.35.055	126	820.66.750	144	833.00.710	40	833.03.007	134	833.70.672	72
002.99.032	147	820.66.751	143	833.00.730	124	833.03.008	133	833.70.673	72
002.99.034	147	820.66.752	142	833.00.733	45	833.03.009	134	833.70.674	72
003.58.270	40	820.66.753	142, 143	833.00.800	46	833.03.011	135	833.70.818	73
006.11.050	114	820.66.754	143	833.01.700	40	833.05.856	91	833.70.819	73
006.13.485	17	820.66.755	142	833.01.760	38	833.05.905	139	833.70.820	73
006.17.011	114, 144,	820.66.756	142, 143	833.01.761	38	833.16.040	124	833.70.821	73
	145, 146	820.66.780	145	833.01.762	38	833.16.041	124	833.70.822	73
260.26.933	74	822.65.000	80	833.01.763	38	833.16.042	124	833.70.823	73
450.80.868	99	822.65.034	81	833.01.764	38	833.70.647	72	833.70.824	73
803.39.110	43	822.65.039	81	833.01.765	38	833.70.648	72	833.70.825	73
803.39.210	43	824.19.396	124	833.01.818	141	833.70.649	72	833.70.826	73
803.39.410	43	824.19.397	114	833.02.674	91	833.70.650	72	833.70.827	73
803.39.610	43	824.19.398	114	833.02.675	91	833.70.651	72	833.70.828	73
803.39.710	43	824.19.796	124	833.02.676	91	833.70.652	72	833.70.829	73
803.39.910	43	825.73.770	146	833.02.677	91	833.70.653	72	833.70.830	73
820.66.400	145	825.73.771	146	833.02.840	46	833.70.654	72	833.70.831	73
820.66.410	145	825.73.772	146	833.02.855	91	833.70.655	72	833.70.832	73
820.66.450	144	825.73.775	146	833.02.927	136	833.70.656	72	833.70.833	73
820.66.451	143	830.28.700	43	833.02.928	137	833.70.657	72	833.70.834	73
820.66.452	142	830.28.701	43	833.02.929	140	833.70.658	72	833.70.835	73
820.66.453	142, 143,	830.28.705	43	833.02.961	138	833.70.659	72	833.70.836	73
	144, 145, 146	830.28.706	43	833.02.962	136	833.70.660	72	833.70.837	73

INDEX

Item No.	Page No.	Item No.	Page No.	Item No.	Page No.	Item No.	Page No.	Item No.	Page No.
833.70.838	73	833.72.143	55	833.72.323	49	833.72.511	52	833.72.716	123
833.70.839	73	833.72.144	55	833.72.333	55	833.72.512	53	833.72.717	123
833.70.840	73	833.72.145	55	833.72.350	49	833.72.513	53	833.72.718	123
833.70.841	73	833.72.146	55	833.72.351	49	833.72.514	53	833.72.742	123
833.70.842	73	833.72.160	49, 51	833.72.352	49	833.72.515	53	833.72.768	40
833.70.843	73	833.72.162	49, 51	833.72.370	55	833.72.516	53	833.72.806	59
833.70.844	73	833.72.163	49, 51	833.72.371	55	833.72.517	53	833.72.807	59
833.70.845	73	833.72.164	49, 51	833.72.372	55	833.72.518	53	833.72.808	59
833.71.852	37	833.72.166	49, 51	833.72.380	49, 51	833.72.519	53	833.72.809	59
833.71.853	37	833.72.167	49, 51	833.72.381	49, 51	833.72.520	53	833.72.830	61
833.71.927	42	833.72.168	49, 51	833.72.382	49, 51	833.72.521	53	833.72.831	61
833.71.928	41	833.72.170	49, 51	833.72.383	49, 51	833.72.522	53	833.72.832	61
833.71.929	37	833.72.171	49, 51	833.72.384	49, 51	833.72.523	53	833.72.833	61
833.72.040	60	833.72.172	49, 51	833.72.385	49, 51	833.72.528	59	833.72.852	36
833.72.041	60	833.72.174	49, 51	833.72.470	57	833.72.530	59	833.72.853	36, 40
833.72.042	60	833.72.175	49, 51	833.72.471	57	833.72.531	59	833.72.854	30
833.72.043	60	833.72.176	55	833.72.472	57	833.72.532	59	833.72.855	30
833.72.044	60	833.72.178	55	833.72.473	57	833.72.533	59	833.72.860	36
833.72.045	60	833.72.179	55	833.72.474	49	833.72.534	59	833.72.861	36
833.72.050	64	833.72.180	55	833.72.475	49	833.72.535	59	833.72.862	36
833.72.051	64	833.72.182	55	833.72.476	49	833.72.536	59	833.72.863	36
833.72.052	64	833.72.183	55	833.72.477	49	833.72.537	59	833.72.864	30
833.72.055	63	833.72.184	55	833.72.478	51	833.72.538	59	833.72.865	30
833.72.056	63	833.72.186	55	833.72.500	52	833.72.539	59	833.72.866	30
833.72.057	63	833.72.187	55	833.72.501	52	833.72.540	59	833.72.867	30
833.72.058	63	833.72.188	55	833.72.502	52	833.72.541	59	833.73.110	62
833.72.075	63	833.72.190	55	833.72.503	52	833.72.542	59	833.73.111	62
833.72.076	63	833.72.191	55	833.72.504	52	833.72.543	59	833.73.741	147
833.72.077	63	833.72.192	49, 51	833.72.505	52	833.72.544	59	833.73.751	79
833.72.078	63	833.72.193	49, 51	833.72.506	52	833.72.545	59	833.73.752	79
833.72.124	49, 51	833.72.194	49, 51	833.72.507	52	833.72.546	59	833.73.753	79
833.72.125	49, 51	833.72.195	49, 51	833.72.508	52	833.72.547	59	833.73.754	79
833.72.126	49, 51	833.72.196	49, 51	833.72.509	52	833.72.548	59	833.73.755	79
833.72.127	49, 51	833.72.197	49, 51	833.72.510	52	833.72.549	59	833.73.756	79

INDEX

Item No.	Page No.	Item No.	Page No.	Item No.	Page No.	Item No.	Page No.	Item No.	Page No.
833.73.865	74	833.74.327	9, 149	833.74.361	11, 149	833.74.913	131	833.75.546	59
833.73.866	74	833.74.328	9, 149	833.74.362	11, 149	833.74.960	131	833.75.547	59
833.73.867	74	833.74.329	9, 149	833.74.363	11, 149	833.74.962	131	833.75.548	59
833.73.868	74	833.74.330	9, 149	833.74.364	11, 149	833.75.088	65	833.75.549	59
833.73.869	74	833.74.331	9, 149	833.74.365	11, 149	833.75.089	65	833.75.705	123
833.73.870	74	833.74.332	9, 149	833.74.366	11, 149	833.75.170	57	833.75.706	123
833.73.871	74	833.74.333	9, 149	833.74.367	11, 149	833.75.171	57	833.75.707	123
833.73.872	74	833.74.334	9, 149	833.74.368	11, 149	833.75.172	57	833.75.732	123
833.73.873	74	833.74.335	9, 149	833.74.369	11, 149	833.75.173	57	833.75.743	13, 15, 118
833.73.874	74	833.74.336	11, 149	833.74.370	19, 152	833.75.174	49	833.75.744	109
833.73.875	74	833.74.337	11, 149	833.74.371	19, 152	833.75.175	49	833.75.749	23
833.73.876	74	833.74.338	11, 149	833.74.372	15, 151	833.75.176	49	833.75.751	21
833.74.070	47	833.74.339	11, 149	833.74.373	15, 151	833.75.177	49	833.75.752	23
833.74.080	47	833.74.340	11, 149	833.74.374	15, 151	833.75.178	51	833.75.754	111
833.74.088	65	833.74.341	11, 149	833.74.375	15, 151	833.75.260	25	833.75.755	111
833.74.089	65	833.74.342	11, 149	833.74.376	15, 151	833.75.261	25	833.75.756	111
833.74.127	68	833.74.343	11, 149	833.74.377	15, 151	833.75.262	25	833.75.757	111
833.74.190	27	833.74.344	17, 151	833.74.378	15, 151	833.75.263	25	833.75.758	111
833.74.191	27	833.74.345	17, 151	833.74.379	15, 151	833.75.320	59	833.76.300	9, 149
833.74.192	27	833.74.346	17, 151	833.74.380	23, 152	833.75.321	59	833.76.301	9, 149
833.74.193	27	833.74.347	17, 151	833.74.631	129	833.75.322	59	833.76.302	9, 149
833.74.194	27	833.74.348	17, 151	833.74.634	129	833.75.323	59	833.76.303	9, 149
833.74.195	27	833.74.349	17, 151	833.74.733	42	833.75.324	59	833.76.304	9, 149
833.74.260	25	833.74.350	17, 151	833.74.780	44	833.75.325	59	833.76.305	9, 149
833.74.261	25	833.74.351	17, 151	833.74.781	43, 44	833.75.326	59	833.76.306	9, 149
833.74.262	25	833.74.352	19, 152	833.74.783	37	833.75.327	59	833.76.307	9, 149
833.74.263	25	833.74.353	19, 152	833.74.807	44	833.75.328	59	833.76.308	9, 149
833.74.320	9, 149	833.74.354	11, 149	833.74.822	42	833.75.329	59	833.76.309	9, 149
833.74.321	9, 149	833.74.355	11, 149	833.74.825	42	833.75.330	59	833.76.310	9, 149
833.74.322	9, 149	833.74.356	11, 149	833.74.826	42	833.75.331	59	833.76.311	9, 149
833.74.323	9, 149	833.74.357	11, 149	833.74.832	36	833.75.332	59	833.76.312	9, 149
833.74.324	9, 149	833.74.358	11, 149	833.74.833	36	833.75.333	59	833.76.313	9, 149
833.74.325	9, 149	833.74.359	11, 149	833.74.877	41	833.75.334	59	833.76.314	9, 149
833.74.326	9, 149	833.74.360	11, 149	833.74.893	41	833.75.335	59	833.76.315	9, 149

INDEX

Item No.	Page No.	Item No.	Page No.	Item No.	Page No.	Item No.	Page No.	Item No.	Page No.
833.76.316	13, 149	833.76.350	21, 152	833.76.384	15, 151	833.88.437	35	833.88.735	70
833.76.317	13, 149	833.76.351	21, 152	833.76.385	15, 151	833.88.700	71	833.88.736	70
833.76.318	13, 149	833.76.352	13, 149	833.76.386	23, 152	833.88.701	71	833.88.737	70
833.76.319	13, 149	833.76.353	13, 149	833.76.387	21, 152	833.88.702	71	833.88.738	70
833.76.320	13, 149	833.76.354	13, 149	833.76.388	21, 152	833.88.703	71	833.88.739	70
833.76.321	13, 149	833.76.355	13, 149	833.76.389	21, 152	833.88.704	71	833.88.740	70
833.76.322	13, 149	833.76.356	13, 149	833.76.390	21, 152	833.88.705	71	833.88.741	70
833.76.323	13, 149	833.76.357	13, 149	833.77.120	67	833.88.706	71	833.88.742	70
833.76.324	17, 151	833.76.358	13, 149	833.77.121	67	833.88.707	71	833.89.000	130, 131
833.76.325	17, 151	833.76.359	13, 149	833.77.130	66	833.88.708	71	833.89.001	130, 131
833.76.326	17, 151	833.76.360	21, 152	833.77.131	66	833.88.709	71	833.89.002	130, 131
833.76.327	17, 151	833.76.361	21, 152	833.77.230	68	833.88.710	71	833.89.003	130, 131
833.76.328	17, 151	833.76.362	15, 151	833.77.700	45	833.88.711	71	833.89.005	130, 131
833.76.329	17, 151	833.76.363	15, 151	833.77.785	147	833.88.712	71	833.89.006	130, 131
833.76.330	17, 151	833.76.364	15, 151	833.77.830	97	833.88.713	71	833.89.008	130, 131
833.76.331	17, 151	833.76.365	15, 151	833.77.831	97	833.88.714	71	833.89.013	124
833.76.332	21, 152	833.76.366	15, 151	833.77.832	105	833.88.715	71	833.89.016	130, 131
833.76.333	21, 152	833.76.367	15	833.77.833	105	833.88.716	71	833.89.017	130, 131
833.76.334	13, 149	833.76.368	15, 151	833.77.834	105	833.88.717	71	833.89.018	130, 131
833.76.335	13, 149	833.76.369	15, 151	833.77.835	86	833.88.718	71	833.89.023	124
833.76.336	13, 149	833.76.370	15, 151	833.77.836	86	833.88.719	71	833.89.033	124
833.76.337	13, 149	833.76.371	15, 151	833.77.837	123	833.88.720	71	833.89.050	130, 131
833.76.338	13, 149	833.76.372	15, 151	833.77.838	122	833.88.721	71	833.89.058	84
833.76.339	13, 149	833.76.373	15, 151	833.77.839	105	833.88.722	71	833.89.059	89
833.76.340	13, 149	833.76.374	15, 151	833.77.945	131B	833.88.723	71	833.89.061	93
833.76.341	13, 149	833.76.375	15, 151	833.77.947	131B	833.88.724	71	833.89.066	93
833.76.342	17, 151	833.76.376	15, 151	833.77.949	131B	833.88.725	71	833.89.067	93, 116
833.76.343	17, 151	833.76.377	15, 151	833.87.020	77	833.88.726	71	833.89.068	93, 116
833.76.344	17, 151	833.76.378	15, 151	833.87.021	76	833.88.727	71	833.89.069	93, 116
833.76.345	17, 151	833.76.379	15, 151	833.88.432	33	833.88.729	70	833.89.090	90
833.76.346	17, 151	833.76.380	15, 151	833.88.433	33	833.88.730	70	833.89.092	90
833.76.347	17, 151	833.76.381	15, 151	833.88.434	33	833.88.731	70	833.89.106	90
833.76.348	17, 151	833.76.382	15, 151	833.88.435	35	833.88.732	70	833.89.107	89
833.76.349	17, 151	833.76.383	15, 151	833.88.436	35	833.88.734	70	833.89.108	89

INDEX

Item No.	Page No.	Item No.	Page No.	Item No.	Page No.	Item No.	Page No.	Item No.	Page No.
833.89.121	147	833.89.194	9, 117	833.89.239	57	833.89.912	113	833.94.205	29
833.89.122	147	833.89.195	9, 117	833.89.240	57	833.89.913	113	833.94.206	31
833.89.123	147	833.89.196	9, 117	833.89.241	57	833.89.914	113	833.94.207	31
833.89.126	84	833.89.197	19, 21, 120	833.89.242	57	833.89.915	113	833.94.208	31
833.89.127	83	833.89.198	19, 21, 120	833.89.243	57	833.89.916	113	833.94.209	31
833.89.128	83	833.89.199	19, 21, 120	833.89.244	57	833.89.917	113	833.94.210	32
833.89.129	83	833.89.200	23, 121	833.89.245	57	833.89.918	113	833.94.211	32
833.89.133	84	833.89.201	23, 121	833.89.246	57	833.93.713	23	833.94.212	32
833.89.134	85	833.89.202	23, 121	833.89.247	57	833.93.717	19	833.94.213	32
833.89.135	85	833.89.203	17, 119	833.89.248	57	833.93.719	23	833.94.214	32
833.89.136	85	833.89.204	17, 119	833.89.249	57	833.93.723	111	833.94.215	32
833.89.137	85	833.89.205	17, 119	833.89.251	41	833.93.724	111	833.94.216	34
833.89.140	89, 92, 116	833.89.206	11, 13, 15, 27, 118	833.89.252	41	833.93.725	111	833.94.217	34
833.89.141	89, 92, 116	833.89.207	9, 117	833.89.253	41	833.93.731	111	833.94.218	34
833.89.142	89, 92, 116	833.89.208	19, 21, 120	833.89.254	41	833.93.732	111	833.94.219	34
833.89.143	89	833.89.209	23, 121	833.89.256	132	833.93.736	11, 15, 27, 118	833.94.220	34
833.89.144	92	833.89.222	57	833.89.257	132	833.93.737	109	833.94.221	34
833.89.148	83	833.89.223	57	833.89.258	132	833.93.738	109	833.95.000	130
833.89.176	85	833.89.224	57	833.89.259	132	833.93.739	109	833.95.002	130
833.89.177	85	833.89.225	57	833.89.260	132	833.93.740	9	833.95.003	130
833.89.182	85	833.89.226	57	833.89.261	132	833.93.741	9	833.95.008	131
833.89.183	85	833.89.227	57	833.89.262	132	833.93.742	19	833.95.010	131
833.89.184	17	833.89.228	57	833.89.263	132	833.93.743	21	833.95.011	131
833.89.187	11, 13, 15, 27, 118	833.89.229	57	833.89.264	132	833.93.744	9	833.95.022	132
833.89.188	19, 21, 120	833.89.230	57	833.89.265	132	833.93.745	9	833.95.700	11, 15, 27, 118
833.89.189	23, 121	833.89.231	57	833.89.266	33	833.93.746	11, 15	833.95.701	11, 15, 27, 118
833.89.190	9, 117	833.89.232	57	833.89.281	87	833.93.747	13, 15	833.95.702	19, 120
833.89.191	11, 13, 15, 27, 118	833.89.233	57	833.89.282	88	833.93.748	113	833.95.703	17, 119
833.89.192	11, 13, 15, 27, 118	833.89.234	57	833.89.283	88	833.94.200	28	833.95.704	23, 121
833.89.193	11, 13, 15, 27, 118	833.89.235	57	833.89.284	88	833.94.201	28	833.95.705	9, 117
833.89.193	11, 13, 15, 27, 118	833.89.236	57	833.89.291	87	833.94.202	28	833.95.706	13, 15, 118
833.89.193	11, 13, 15, 27, 118	833.89.237	57	833.89.292	88	833.94.203	28	833.95.707	13, 15, 118
833.89.193	11, 13, 15, 27, 118	833.89.238	57	833.89.293	88	833.94.204	29		
				833.89.294	88				

INDEX

Item No.	Page No.	Item No.	Page No.	Item No.	Page No.	Item No.	Page No.	Item No.	Page No.
833.95.708	21, 120	833.95.774	33	833.95.809	44	833.95.935	110	833.96.051	69
833.95.709	17, 119	833.95.775	33	833.95.810	44	833.95.936	110	833.96.052	69
833.95.710	23, 121	833.95.776	33	833.95.820	31	833.95.937	110	833.96.053	69
833.95.711	9, 117	833.95.777	33	833.95.821	31	833.96.020	69	833.96.054	69
833.95.712	110	833.95.778	33	833.95.828	106	833.96.021	69	833.96.055	69
833.95.713	110	833.95.779	33	833.95.829	106	833.96.022	69	833.96.056	69
833.95.714	110	833.95.780	35	833.95.830	65	833.96.023	69	833.96.057	69
833.95.715	110	833.95.781	35	833.95.831	65	833.96.024	69	833.96.058	69
833.95.716	112	833.95.782	35	833.95.835	65	833.96.025	69	833.96.059	69
833.95.717	110	833.95.783	35	833.95.836	65	833.96.026	69	833.96.060	69
833.95.718	110	833.95.784	35	833.95.870	109	833.96.027	69	833.96.061	69
833.95.719	110	833.95.785	35	833.95.871	111	833.96.028	69	833.96.062	69
833.95.720	110	833.95.786	105	833.95.872	111	833.96.029	69	833.96.063	69
833.95.721	112	833.95.787	51, 115	833.95.873	111	833.96.030	69	833.96.064	69
833.95.742	112	833.95.788	49, 55, 79, 115	833.95.874	109	833.96.031	69	833.96.065	69
833.95.743	112	833.95.789	49, 55, 79, 115	833.95.880	109	833.96.032	69	833.96.066	69
833.95.745	97	833.95.790	51, 115	833.95.881	111	833.96.033	69	833.96.067	69
833.95.746	97	833.95.791	49, 115	833.95.882	111	833.96.034	69	850.00.005	102
833.95.747	105	833.95.792	110	833.95.883	111	833.96.035	69	850.00.006	102
833.95.748	105	833.95.793	110	833.95.884	109	833.96.036	69	850.00.025	100
833.95.749	105	833.95.794	110	833.95.890	108	833.96.037	69	850.00.026	100
833.95.750	86	833.95.795	110	833.95.891	108	833.96.038	69	850.00.040	98
833.95.751	86	833.95.796	110	833.95.892	107	833.96.039	69	850.00.041	98
833.95.752	123	833.95.800	39	833.95.893	107	833.96.040	69	850.00.042	96
833.95.753	122	833.95.801	39	833.95.911	110	833.96.041	69	850.00.043	96
833.95.761	35	833.95.802	39	833.95.912	110	833.96.042	69	850.00.046	101
833.95.766	28	833.95.803	39	833.95.914	110	833.96.043	69	850.00.951	99
833.95.767	28	833.95.804	44	833.95.915	110	833.96.044	69	983.19.512	75
833.95.768	28	833.95.805	44	833.95.921	110	833.96.045	69	983.19.522	75
833.95.769	28	833.95.806	44	833.95.922	110	833.96.046	69	983.19.532	75
833.95.770	29	833.95.807	44	833.95.924	110	833.96.047	69		
833.95.771	29	833.95.808	44	833.95.925	110	833.96.048	69		
833.95.772	31			833.95.931	110	833.96.049	69		
833.95.773	31			833.95.933	110	833.96.050	69		

EASIER TO ACCESS. EASIER TO USE.



We know you're always on the go and may not always be using a desktop or laptop to access our website. And that's exactly why our site has been updated with you in mind.

- Improved user experience on any device
- More robust, intuitive navigation
- Updated category displays include more information
- Login and shop on mobile, tablet, desktop or all three!

A NOTE ABOUT SUSTAINABILITY

Häfele America Co. strives to be a good corporate citizen by acknowledging that our actions — from how our products are sourced and manufactured to how we conduct our operations and beyond — have a direct impact on our local surroundings as well as the industries we serve. As part of those efforts our customers may notice fewer available printed copies of this catalog and a push toward digital access for product and technical information. You've already chosen to join us in business. Please also join us now in fostering responsible sustainability.

STANDARD TERMS AND CONDITIONS OF SALE

All purchases from Häfele America Co. are subject to the Terms and Conditions in effect at the time of shipment. Häfele's Terms and Conditions are set forth on its website, www.hafele.com/us, and are incorporated herein by reference. Should you not have access to the above web site and wish to obtain a printed copy of the Terms and Conditions, please contact your Häfele Sales Representative and a copy will be sent to you. Prices subject to change or impacted by mandatory tariffs.

HÄFELE

Häfele America Co. | 3901 Cheyenne Drive | Archdale, NC 27263

Phone: 800 423 3531 | **Fax:** 800 325 6197 | **Showrooms:** New York, Archdale, Los Angeles

www.hafele.com/us

© & TM Häfele GmbH & Co KG and/or Häfele America Co. Other trademarks referenced are owned by their respective owners. All rights reserved. Materials, designs and design elements shown herein may be the subject of US and International copyright and other forms of legal protection.